



**mikropor**

Manufacturing Forward

# AIR FILTRATION

PRODUCT CATALOG





**mikropor**



01	OUR COMPANY	06
02	COARSE FILTERS	24
03	FINE FILTERS	28
04	HIGH TEMPERATURE FILTERS	52
05	CARBON FILTERS	62
06	HEPA & ULPA FILTERS	68
07	PRODUCT CODE DESCRIPTIONS	110



# BREATHE A SIGH OF RELIEF WITH MIKROPOR

Viruses and air pollution pose great risks for our future and can lead to chronic and acute respiratory tract diseases including stroke, cardiac disease, lung cancer and asthma. However, these risks can be minimized through the reduction of harmful airborne particulate and pollution levels.

The World Health Organization's (WHO) data suggests that 4 million premature deaths are estimated to occur due to air pollution on a global scale. This will ensue from exposure to 2.5 micron and smaller particles\*. Covid-19's global effects have shown that airborne viruses can move swiftly in HVAC systems. Meanwhile, Mikropor forestalls these threats through its products manufactured in accordance with the new global ISO 16890 Standard. To address these concerns and more, Mikropor specializes in high efficiency filtration.

**While our world is at great risk due to airborne viruses and air pollution, Mikropor cleans the air and endeavors for a healthier future.**

\* [www.who.int](http://www.who.int)





# 01

## **OUR COMPANY**

GENERAL APPLICATIONS	<b>8</b>
STANDARDS & CERTIFICATES	<b>14</b>
HIGH TECHNOLOGY	<b>20</b>



Mikropor began its journey in 1987 with a passion to create “tomorrow’s technology” and has become one of the leading manufacturers of atmospheric air filtration solutions and compressed air treatment systems for a variety of industries.

By closely following the latest developments in technology, Mikropor’s “Best in Class” products and solutions are appreciated by customers in more than 140 countries. The company’s sustainable growth has been provided by its passion for innovation and commitment to quality, as well as its dedication to technology. Mikropor is an environmentally conscious company that values people, while developing products that extend the needs and expectations of customers and thus contributes to Turkey’s recognition in the international industrial manufacturing sector.

With this mission, Mikropor continues to become one of the most recognized brands in the world by expanding its global penetration in the field of technological filtration and contributes to a healthier planet.

Mikropor America is strategically located in Northwest, IN. The 26 acre campus features a 185,000 square foot distribution center, along with several onsite storage and maintenance facilities. The hands-on training center supports both HVAC Filtration and Compressed Air Treatment Division.

## ▶ **OUR COMPANY** GENERAL APPLICATIONS

### **MIKROPOR SOLUTIONS IN HVAC APPLICATIONS**

Mikropor is a world leader in manufacturing air filters for (five) main applications:

- 1- HVAC
- 2- Food & Beverage Industry
- 3- Pharmaceutical Industry
- 4- Automotive Industry
- 5- Power Generation Industry

## **HVAC SYSTEMS**

Heating, Ventilation, and Air Conditioning (HVAC); play a major role for improving indoor air quality. In addition to removing particulate and hazardous airborne molecular contaminants, proper filter selection can reduce energy spend and lower carbon footprint.



## **FOOD AND BEVERAGE INDUSTRY**

Mikropor offers filtration solutions to hygienic HVAC systems which are sensitive against microbial contamination and corrosion. Mikropor's diverse product range is recognized and serves as a partner of food manufactures world wide.





## PHARMACEUTICAL INDUSTRY

Mikropor offers a wide variety of solutions including high efficient EPA, HEPA & ULPA filters and leakage free hood and box variations. Through individual testing Mikropor guarantees the performance and impermeability (leakproof) by using the EN 1822 test standard. All EPA, HEPA & ULPA class filters are delivered with test certificates.

## **AUTOMOTIVE INDUSTRY**

Mikropor offers a complete range of air filters suitable for a modern-day surface treatment. These systems require either a constant fresh and particle free air or recirculated air without VOC. Mikropor currently supplies Best in Class filtration products for particulate and High Temperature applications to numerous global automotive manufacturers.



## **MIKROPOR SOLUTIONS IN HVAC APPLICATIONS**

# POWER GENERATION INDUSTRY

Mikropor produces both pulse and static air intake filters used in air intake systems preferred by well-known Gas Turbine manufacturers. The Mikropor gas turbine filtration solutions include unique products such as mini pleated, depth loading, and pulse filters offering high efficiencies and lower pressure drops with higher surface areas. Mikropor can provide filtration solutions with negligible turbine fouling and maximized turbine heat rate. Mikropor also offers solutions for coastal and offshore applications against the highest humidity conditions.





► **A NEW LOOK AT STANDARDS**

We guarantee the efficiency values of our products with the ISO 16890 Standard that tests the capabilities of air filters by using particles on a broader spectrum.



16890

## EN 779:2012

EN 779:2012 Standard classifies air filters according to the lowest filtration efficiency. Particle size that forms a basis to the efficiency is regarded as 0.4  $\mu\text{m}$  and filters are separated into three groups. These groups are; G, M and F.

EN 779:2012 CLASSIFICATION					
Group	Class	Final Pressure Drop (Pa)	Average Arrestance of Synthetic Dust (%)	Average Arrestance 0.4 $\mu\text{m}$ Particles (%)	Minimum Efficiency of 0.4 $\mu\text{m}$ Particles (%)
Coarse	G1	250	$50 \leq Am \leq 65$	-	-
	G2	250	$65 \leq Am \leq 80$	-	-
	G3	250	$80 \leq Am \leq 90$	-	-
	G4	250	$90 \geq Am$	-	-
Medium	M5	450	-	$40 \leq Em \leq 60$	-
	M6	450	-	$60 \leq Em \leq 80$	-
Fine	F7	450	-	$80 \leq Em \leq 90$	35
	F8	450	-	$90 \leq Em \leq 95$	55
	F9	450	-	$95 \leq Em$	70

Mikropor Research and Development laboratory utilizes the latest EN 779:2012 / ISO 16890 test system to develop new products for market needs, improve performance of existing products and to supply filters accordance with the design specifications.

**The Flat Sheet Media Test Rig** is a modular filter testing system for flat filter media. This enables to determine differential pressure curve, fractional efficiency, and dust holding capacity.



# ISO 16890

ISO 16890 Standard is a global testing standard that entered into force in the year 2018. ISO 16890 Standard, used for the classification of air filters has replaced EN 779:2012 Standard.

Since EN 779:2012 could not determine how a filter performs against other particles found in the air while it tests an air filter's capturing capability for 0.4µm particle size only, ISO 16890, which puts air filters' capturing capabilities into test with particles on a broader spectrum (0.3µm-10µm), came into effect.

The ISO 16890 Standard divides air filters into four groups. The prerequisite for each group is for the filter to capture at least 50% of the appropriate particle size.

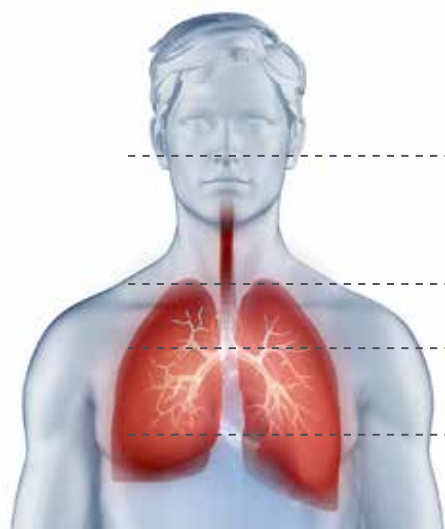
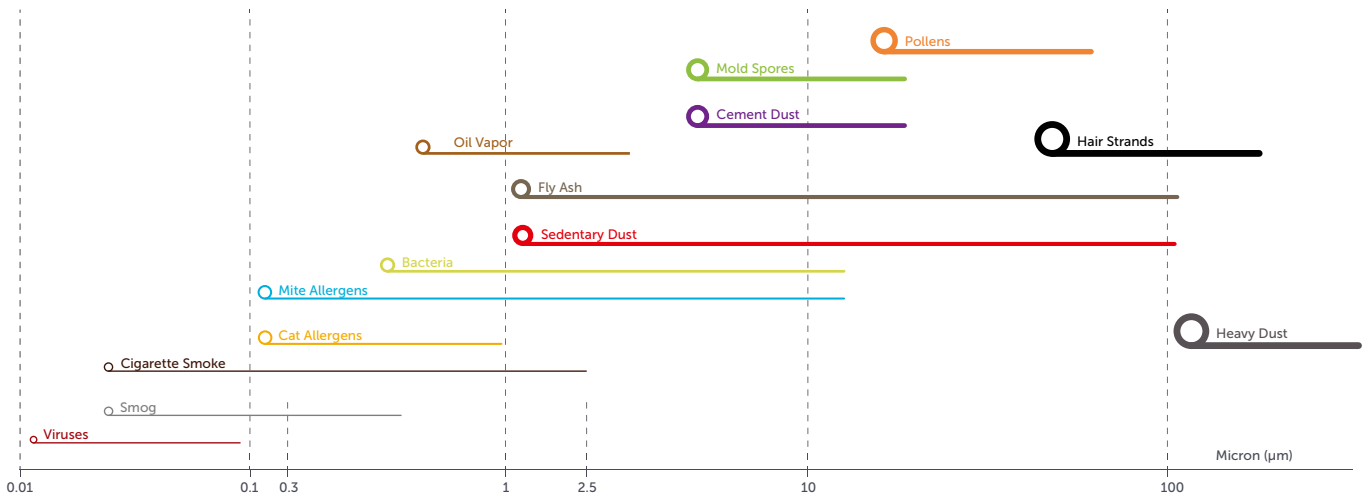
For instance, if a filter can capture more than 50% of PM1\* particles, it is classified as a ISO ePM1 filter.

\*Pollutants found in the air are called Particulate Matter (PM). PM is accepted as a common indicator for air pollution, and it affects humans more when compared to other pollutants. Main components of PM are sulfate, nitrates, ammonia, sodium chloride, black carbon, mineral salt and water. It consists of the mixture of solid and liquid particles of organic and inorganic matters suspending in the air.

FILTER GROUPS				
ISO GROUP	Min. Requirement			Class Reporting Value
	ePM1 min.	ePM2.5 min.	ePM10 min.	
ISO Coarse	-	-	<50%	Initial gravimetric arrangement
ISO ePM10	-	-	≥50%	ePM10
ISO ePM2.5	-	≥50%	-	ePM2.5
ISO ePM1	≥50%	-	-	ePM1

PARTICLE DIAMETER SIZE RANGE	
Efficiency	Size Range
ePM10	$0.3 \geq x \geq 10$
ePM2.5	$0.3 \geq x \geq 2.5$
ePM1	$0.3 \geq x \geq 1$

## SIZE OF POLLUTANTS IN AIR

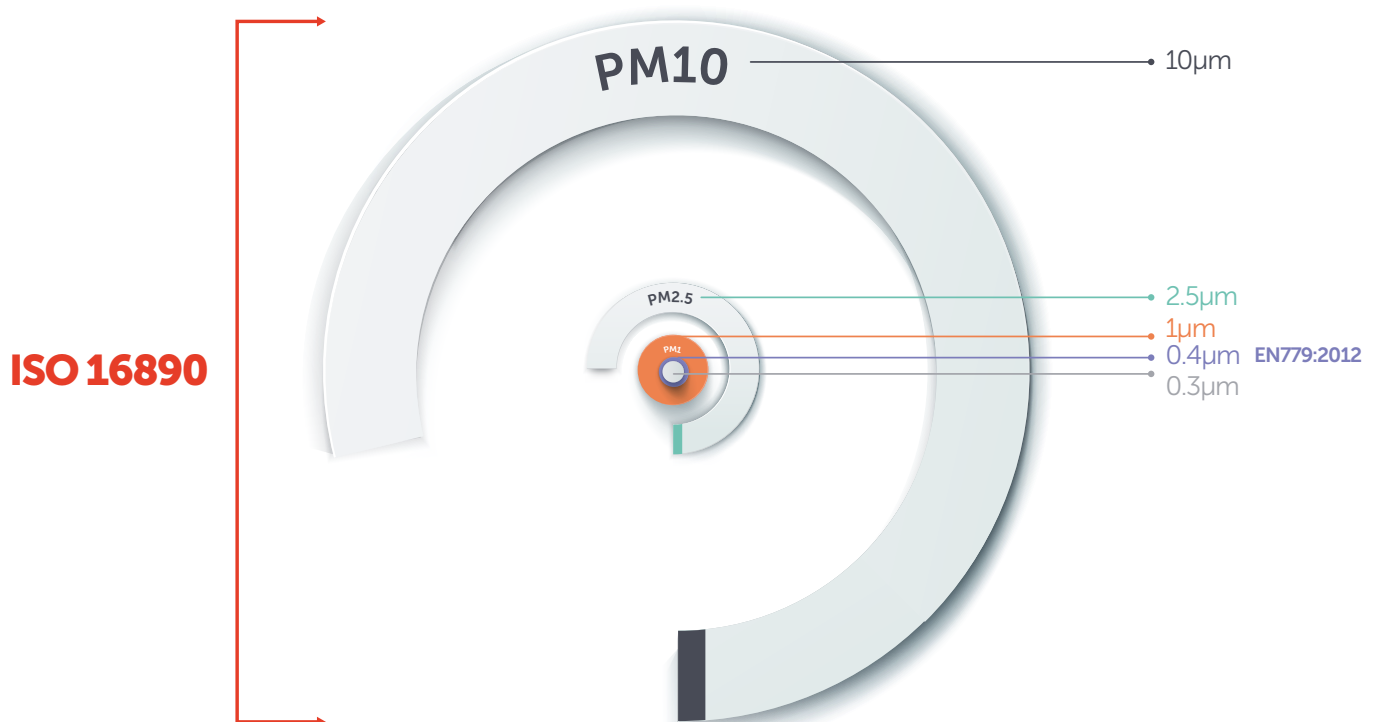


### Respirable Particle Size

- 10µm
- 0.3 - 10µm ISO ePM10
- 0.3 - 2,5µm ISO ePM2.5
- 0.3 - 1µm ISO ePM1

## COMPARISON OF EN 779:2012 AND ISO 16890 STANDARDS

	EN 779:2012	ISO 16890
Partical size for classification	0.4µm	from 0.3 to 1µm (PM1) from 0.3 to 2.5µm (PM2.5) from 0.3 to 10µm (PM10)
Test aerosol	DEHS	DEHS / from 0.3 to 1µm KCL / from 1 to 10µm
Electrostatic discharge with IPA (isopropanol)	Media is fully immersed	Sample (entire filter) is conditioned with IPA vapour
Efficiency of discharged filter	Comparison of sample and filter	Average efficiency of treated and untreated (conditioned) filter
Dust feed for classification	Incremental dust feed	Classification without dust feed
Test dust for ISO coarse and energy efficiency	ASHRAE	ISO fine
Dust feed	70 mg/m <sup>3</sup>	140 mg/m <sup>3</sup>
Test final differential pressure	G1, G2, G3, G4=250 Pa	PM 10 < 50%=200 Pa
	M5, M6, F7, F8, F9=450 Pa	PM 10 ≤ 50%=300 Pa
Classification	from G1 to G4 from M5 to M6 from F7 to F9	ISO Coarse ISO ePM10 ISO ePM2.5 ISO ePM1



## EN 1822

The EN 1822 Standard involves efficient, high-efficient and ultra-low permeability air filters (EPA, HEPA & ULPA) used in ventilating and air-conditioning, cleanroom technologies or applications in nuclear and pharmaceutical industries.

Their classification is based on the measuring of the size of particles (MPPS) passing to the clean side at a specific air speed.

FILTER CLASSIFICATION	EFFICIENCY (%) @MPPS		PENETRATION (%) @MPPS	
	Overall Value	Local Value	Overall Penetration	Local Penetration
<b>EN 1822</b>				
<b>E10</b>	85	-	15	-
<b>E11</b>	95	-	5	-
<b>E12</b>	99.50	-	0.5	-
<b>H13</b>	99.95	99.75	0.05	0.25
<b>H14</b>	99.995	99.975	0.005	0.025
<b>U15</b>	99.9995	99.9975	0.0005	0.0025
<b>U16</b>	99.99995	99.99975	0.00005	0.00025
<b>U17</b>	99.999995	99.9999	0.000005	0.0001

EN 1822 reports must show average and local efficiency at the stated flow rate, initial pressure drop and class of the filter.



## CLEANROOMS

Structures, in which the particle density can be controlled and which are built for minimizing motions (entry, growth and concealment) of particles, germs and other unwanted particulates, are called “cleanrooms”. Inside these structures, ambient temperature, humidity and pressure parameters can also be controlled.

STANDARDS			PARTICLE COUNT			
US 209E 1992	ISO 14644 1996	BS 5295 1989	0.1 micron (per m <sup>3</sup> )	0.3 micron (per m <sup>3</sup> )	0.5 micron (per m <sup>3</sup> )	0.5 micron (per ft <sup>3</sup> )
-	CLASS 1	-	10	-	-	-
-	CLASS 2	-	100	10	-	-
1	CLASS 3	C	1000	102	35	1
10	CLASS 4	D	10000	1020	353	10
100	CLASS 5	E/F	100000	10200	3530	100
1000	CLASS 6	G/H	1000000	102000	35300	1000
10000	CLASS 7	J	-	-	353000	10000
100000	CLASS 8	K	-	-	3530000	100000



## PERFORMANCE STANDARD


ASHRAE 52.2 is the accepted standard accredited by the American National Standards Institute (ANSI) used to report values of minimum removal efficiency by particle size (0.30 to 10µm).

ASHRA Standard 52.2-2-2012				EN	EN779-2012			EN1822:2009
Minimum Efficiency Reporting Value	Composite Average Particle Size Efficiency % in Size Range µm			Filter Class	Avg. Arrestance of Syn Dust	Avg. Eff. at 0.4 µm	Min. Eff. at 0.4 µm	Efficiency at MPPS
	Range E1	Range E2	Range E3					
MERV	0.3 - 1.0	1.0 - 3.0	3.0 - 10.0		%	%	%	%
1	n/a	n/a	E3 < 20%	G1	50%A ≤ 65			
2	n/a	n/a	E3 < 20%	G2	65%A ≤ 80			
3	n/a	n/a	E3 < 20%					
4	n/a	n/a	E3 < 20%					
5	n/a	n/a	20% ≤ E3	G3	80%A ≤ 90			
6	n/a	n/a	35% ≤ E3					
7	n/a	n/a	50% ≤ E3	G4	65%A ≤ 80			
8	n/a	20% ≤ E2	70% ≤ E3					
9	n/a	35% ≤ E2	75% ≤ E3	M5		40%A ≤ Em60		
10	n/a	50% ≤ E2	80% ≤ E3					
11	20% ≤ E1	65% ≤ E2	85% ≤ E3	M6		60%A ≤ Em80		
12	35% ≤ E1	80% ≤ E2	90% ≤ E3					
13	50% ≤ E1	85% ≤ E2	90% ≤ E3	F7		80% ≤ Em90	35	
14	75% ≤ E1	90% ≤ E2	95% ≤ E3	F8		90% ≤ Em95	55	
15	85% ≤ E1	90% ≤ E2	95% ≤ E3	F9		95% ≤ Em3	70	
16	95% ≤ E1	95% ≤ E2	95% ≤ E3	E10				<85
N / A	N / A	N / A	N / A	E11				<95
				E12				<99.5
				H13				<99.95
				H14				<99.995
				U15				<99.999
				U16				<99.99995
				U17				<99.999995

# SEM, 3D & NANO

## SEM / Scanning Electron Microscopy

Scanning Electron Microscopy (SEM) is utilized in determining of surface characteristics of newly developed materials. On nano-coated surfaces, uniform and continuous filament formations, where no drop defects occur, are desired. By means of the SEM instrument, having 1.000.000x magnification, morphology of nanofibers can easily be examined. EDX is the technique utilized in order to define elemental composition on any sample or on a respective small area on a sample. EDX analysis in electron microscope is performed by exposing the sample to a scanning electron beam. Thus, elemental composition of the sample can be determined.




# 3D / Printing System



The 3D printer produces prototypes of designed products faster and with lower cost by utilizing layered production technology.









**COARSE FILTERS**

MPR SERIES

**26**

A close-up photograph of coarse filter pleats, showing the layered, V-shaped structure of the filter media. The lighting creates strong shadows and highlights, emphasizing the texture and depth of the pleats. The image is in grayscale, with a dark blue tint.

COARSE FILTERS

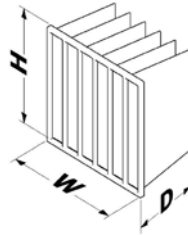
**Media** Synthetic  
**Frame** Molded Plastic Frame  
**Final Pressure Drop** 1.5" w. g.  
**Operating Temperature** 176°F  
**Header Thickness** 0.90"

### Applications


- Automotive industry
- Gas turbine air intake systems
- General ventilation and air conditioning for office buildings, industrial environments, food processing facilities and laboratories

### Advantages

- High dust holding capacity
- Low initial pressure drop
- Rigid self-supporting pocket filter
- Incinerable



Part Number	ASHRAE 52.2	Nominal Size			Actual Size			Media Area (sq.ft)	Air Flow (cfm)	Pressure Drop (inches w. g.)	Number of Pockets
		Height (inch)	Width (inch)	Depth (inch)	Height (inch)	Width (inch)	Depth (inch)				
MPR-4-06600-03P	MERV 8	24	24	24	23.50	23.50	23.60	53.80	2000	0.18	6
MPR-4-03600-01P	MERV 8	12	24	24	11.50	23.50	23.60	26.90	1000	0.18	3
MPR-4-06360-03P	MERV 8	24	24	14	23.50	23.50	14.20	32.30	2000	0.20	6
MPR-4-03360-01P	MERV 8	12	24	14	11.50	23.50	14.20	16.15	1000	0.20	3
MPR-4-08600-03P	MERV 8	24	24	24	23.50	23.50	23.60	68.90	2000	0.18	8
MPR-4-04600-01P	MERV 8	12	24	24	11.50	23.50	23.60	34.45	1000	0.18	4
MPR-4-08360-03P	MERV 8	24	24	14	23.50	23.50	14.20	42.00	2000	0.20	8
MPR-4-04360-01P	MERV 8	12	24	14	11.50	23.50	14.20	20.45	1000	0.20	4
MPR-5-06600-03P	MERV 9	24	24	24	23.50	23.50	23.60	53.80	2000	0.18	6
MPR-5-03600-01P	MERV 9	12	24	24	11.50	23.50	23.60	26.90	1000	0.18	3
MPR-5-06360-03P	MERV 9	24	24	14	23.50	23.50	14.20	32.30	2000	0.22	6
MPR-5-03360-01P	MERV 9	12	24	14	11.50	23.50	14.20	16.15	1000	0.22	3
MPR-5-08600-03P	MERV 9	24	24	24	23.50	23.50	23.60	68.90	2000	0.18	8
MPR-5-04600-01P	MERV 9	12	24	24	11.50	23.50	23.60	34.45	1000	0.18	4
MPR-5-08360-03P	MERV 9	24	24	14	23.50	23.50	14.20	42.00	2000	0.22	8
MPR-5-04360-01P	MERV 9	12	24	14	11.50	23.50	14.20	20.45	1000	0.22	4
MPR-6-06600-03P	MERV 9	24	24	24	23.50	23.50	23.60	53.80	2000	0.20	6
MPR-6-03600-01P	MERV 9	12	24	24	11.50	23.50	23.60	26.90	1000	0.20	3
MPR-6-06360-03P	MERV 9	24	24	14	23.50	23.50	14.20	32.30	2000	0.22	6
MPR-6-03360-01P	MERV 9	12	24	14	11.50	23.50	14.20	16.15	1000	0.22	3
MPR-6-08600-03P	MERV 9	24	24	24	23.50	23.50	23.60	68.90	2000	0.20	8
MPR-6-04600-01P	MERV 9	12	24	24	11.50	23.50	23.60	34.45	1000	0.20	4
MPR-6-08360-03P	MERV 9	24	24	14	23.50	23.50	14.20	42.00	2000	0.22	8
MPR-6-04360-01P	MERV 9	12	24	14	11.50	23.50	14.20	20.45	1000	0.22	4






# 03

## **FINE FILTERS**

MPS FINE SERIES	<b>30</b>
MPS FINE PLASTIC SERIES	<b>32</b>
MPS NANOWAVE SERIES	<b>34</b>
MPG SERIES	<b>36</b>
MPF SERIES <small>CARDBOARD</small>	<b>40</b>
MPF SERIES	<b>42</b>
MPFA SERIES	<b>44</b>
MC SERIES	<b>46</b>
MV6 SERIES	<b>47</b>
MV SERIES	<b>48</b>
MV-2VF SERIES	<b>50</b>
MVX SERIES	<b>51</b>



FINE FILTERS

# ▶ MPS FINE SERIES

FINE FILTERS ◀

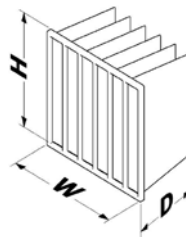
<b>Media</b>	Synthetic
<b>Frame</b>	Galvanized Steel
<b>Final Pressure Drop</b>	1.2" w. g.
<b>Operating Temperature</b>	176°F
<b>Header Thickness</b>	0.86"

**Applications**

- HVAC

**Advantages**

- Low initial pressure drop



Part Number	ASHRAE 52.2	Nominal Size			Actual Size			Media Area (sq.ft)	Air Flow (cfm)	Pressure Drop (inches w. g.)	Number of Pockets
		Height (inch)	Width (inch)	Depth (inch)	Height (inch)	Width (inch)	Depth (inch)				
MPS-5-06560-03	MERV 9	24	24	22	23.30	23.30	22.04	49.50	2000	0.30	6
MPS-5-03560-01	MERV 9	12	24	22	11.30	23.30	22.04	24.75	1000	0.30	3
MPS-5-06460-03	MERV 9	24	24	18	23.30	23.30	18.10	40.90	2000	0.36	6
MPS-5-03460-01	MERV 9	12	24	18	11.30	23.30	18.10	20.45	1000	0.36	3
MPS-5-06380-03	MERV 9	24	24	15	23.30	23.30	15.00	33.40	2000	0.38	6
MPS-5-03380-01	MERV 9	12	24	15	11.30	23.30	15.00	17.20	1000	0.38	3
MPS-6-06765-03	MERV 11	24	24	30	23.30	23.30	30.10	68.00	2000	0.30	6
MPS-6-03765-01	MERV 11	12	24	30	11.30	23.30	30.10	34.40	1000	0.30	3
MPS-6-06560-03	MERV 11	24	24	22	23.30	23.30	22.04	49.50	2000	0.36	6
MPS-6-03560-01	MERV 11	12	24	22	11.30	23.30	22.04	24.75	1000	0.36	3
MPS-6-08765-03	MERV 11	24	24	30	23.30	23.30	30.10	88.25	2000	0.24	8
MPS-6-04765-01	MERV 11	12	24	30	23.30	23.30	30.10	44.10	1000	0.24	4
MPS-6-08560-03	MERV 11	24	24	22	23.30	23.30	22.04	64.60	2000	0.30	8
MPS-6-04560-01	MERV 11	12	24	22	11.30	23.30	22.04	32.30	1000	0.30	4

Part Number	ASHRAE 52.2	Nominal Size			Actual Size			Media Area (sq.ft)	Air Flow (cfm)	Pressure Drop (inches w. g.)	Number of Pockets
		Height (inch)	Width (inch)	Depth (inch)	Height (inch)	Width (inch)	Depth (inch)				
MPS-7-06765-03	MERV 13	24	24	30	23.30	23.30	30.10	68.00	2000	0.46	6
MPS-7-03765-01	MERV 13	12	24	30	11.30	23.30	30.10	34.40	1000	0.46	3
MPS-7-06560-03	MERV 13	24	24	22	23.30	23.30	22.04	49.50	2000	0.52	6
MPS-7-03560-01	MERV 13	12	24	22	11.30	23.30	22.04	24.75	1000	0.52	3
MPS-7-08765-03	MERV 13	24	24	30	23.30	23.30	30.10	88.25	2000	0.40	8
MPS-7-04765-01	MERV 13	12	24	30	23.30	23.30	30.10	44.10	1000	0.40	4
MPS-7-08560-03	MERV 13	24	24	22	23.30	23.30	22.04	64.60	2000	0.48	8
MPS-7-04560-01	MERV 13	12	24	22	11.30	23.30	22.04	32.30	1000	0.48	4
MPS-8-06765-03	MERV 14	24	24	30	23.30	23.30	30.10	68.00	2000	0.64	6
MPS-8-03765-01	MERV 14	12	24	30	11.30	23.30	30.10	34.40	1000	0.64	3
MPS-8-06560-03	MERV 14	24	24	22	23.30	23.30	22.04	49.50	2000	0.76	6
MPS-8-03560-01	MERV 14	12	24	22	11.30	23.30	22.04	24.75	1000	0.76	3
MPS-8-08765-03	MERV 14	24	24	30	23.30	23.30	30.10	88.25	2000	0.58	8
MPS-8-04765-01	MERV 14	12	24	30	23.30	23.30	30.10	44.10	1000	0.58	4
MPS-8-08560-03	MERV 14	24	24	22	23.30	23.30	22.04	64.60	2000	0.68	8
MPS-8-04560-01	MERV 14	12	24	22	11.30	23.30	22.04	32.30	1000	0.68	4

# ▶ MPS FINE PLASTIC SERIES

FINE FILTERS ◀

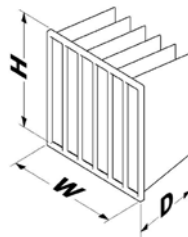
<b>Media</b>	Synthetic
<b>Frame</b>	Plastic (ABS)
<b>Final Pressure Drop</b>	1.2" w. g.
<b>Operating Temperature</b>	176°F
<b>Header Thickness</b>	0.90"

### Applications

- HVAC

### Advantages

- Low initial pressure drop



Part Number	ASHRAE 52.2	Nominal Size			Actual Size			Media Area (sq.ft)	Air Flow (cfm)	Pressure Drop (inches w. g.)	Number of Pockets
		Height (inch)	Width (inch)	Depth (inch)	Height (inch)	Width (inch)	Depth (inch)				
MPS-5-06560-03P	MERV 9	24	24	22	23.30	23.30	22.04	49.50	2000	0.36	6
MPS-5-03560-01P	MERV 9	12	24	22	11.30	23.30	22.04	24.75	1000	0.36	3
MPS-5-06460-03P	MERV 9	24	24	18	23.30	23.30	18.10	40.90	2000	0.42	6
MPS-5-03460-01P	MERV 9	12	24	18	11.30	23.30	18.10	20.45	1000	0.42	3
MPS-5-06380-03P	MERV 9	24	24	15	23.30	23.30	15.00	33.40	2000	0.44	6
MPS-5-06380-01P	MERV 9	12	24	15	11.30	23.30	15.00	18.80	1000	0.44	3
MPS-6-06765-03P	MERV 11	24	24	30	23.30	23.30	30.10	68.00	2000	0.36	6
MPS-6-03765-01P	MERV 11	12	24	30	11.30	23.30	30.10	34.40	1000	0.36	3
MPS-6-06560-03P	MERV 11	24	24	22	23.30	23.30	22.04	49.50	2000	0.42	6
MPS-6-03560-01P	MERV 11	12	24	22	11.30	23.30	22.04	24.75	1000	0.42	3
MPS-6-08765-03P	MERV 11	24	24	30	23.30	23.30	30.10	88.25	2000	0.28	8
MPS-6-04765-01P	MERV 11	12	24	30	11.30	23.30	30.10	44.10	1000	0.28	4
MPS-6-08560-03P	MERV 11	24	24	22	23.30	23.30	22.04	64.60	2000	0.34	8
MPS-6-04560-01P	MERV 11	12	24	22	11.30	23.30	22.04	32.30	1000	0.34	4
MPS-7-06765-03P	MERV 13	24	24	30	23.30	23.30	30.10	68.00	2000	0.52	6
MPS-7-03765-01P	MERV 13	12	24	30	11.30	23.30	30.10	34.40	1000	0.52	3
MPS-7-06560-03P	MERV 13	24	24	22	23.30	23.30	22.04	49.50	2000	0.62	6

Part Number	ASHRAE 52.2	Nominal Size			Actual Size			Media Area (sq.ft)	Air Flow (cfm)	Pressure Drop (inches w. g.)	Number of Pockets
		Height (inch)	Width (inch)	Depth (inch)	Height (inch)	Width (inch)	Depth (inch)				
MPS-7-03560-01P	MERV 13	12	24	22	11.30	23.30	22.04	24.75	1000	0.62	3
MPS-7-08765-03P	MERV 13	24	24	765	23.30	23.30	30.10	88.25	2000	0.48	8
MPS-7-04765-01P	MERV 13	12	24	765	11.30	23.30	30.10	44.10	1000	0.48	4
MPS-7-08560-03P	MERV 13	24	24	22	23.30	23.30	22.04	64.60	2000	0.56	8
MPS-7-04560-01P	MERV 13	12	24	22	11.30	23.30	22.04	32.30	1000	0.56	4
MPS-8-06765-03P	MERV 14	24	24	30	23.30	23.30	30.10	68.00	2000	0.64	6
MPS-8-03765-01P	MERV 14	12	24	30	11.30	23.30	30.10	34.40	1000	0.64	3
MPS-8-06560-03P	MERV 14	24	24	22	23.30	23.30	22.04	49.50	2000	0.72	6
MPS-8-03560-01P	MERV 14	12	24	22	11.30	23.30	22.04	24.75	1000	0.72	3
MPS-8-08765-03P	MERV 14	24	24	765	23.30	23.30	30.10	88.25	2000	0.56	8
MPS-8-04765-01P	MERV 14	12	24	765	11.30	23.30	30.10	44.10	1000	0.56	4
MPS-8-08560-03P	MERV 14	24	24	22	23.30	23.30	22.04	64.60	2000	0.62	8
MPS-8-04560-01P	MERV 14	12	24	22	11.30	23.30	22.04	32.30	1000	0.62	4

# ▶ MPS NANOWAVE SERIES

FINE FILTERS ◀


<b>Media</b>	Synthetic NANOWAVE
<b>Frame</b>	Galvanised Steel, Stainless Steel, Plastic*
<b>Final Pressure Drop</b>	1.2" w. g.
<b>Operating Temperature</b>	176°F
<b>Humidity</b>	100% RH
<b>Filter Efficiency*</b>	MERV11-13
<b>Gasket</b>	Optional

### Applications

- Galvanised ventilation and air conditioning equipment

### Advantages

- High dust holding capacity
- Low initial pressure drop
- Self-supporting conical sewn pocket



Part Number	ASHRAE 52.2	Nominal Size			Actual Size			Media Area (sq.ft)	Air Flow (cfm)	Pressure Drop (inches w. g.)	Number of Pockets
		Height (inch)	Width (inch)	Depth (inch)	Height (inch)	Width (inch)	Depth (inch)				
MPS-6-10-635-592/592-G-N-H22-NW	MERV 11	24	24	25	23.3	23.3	25	88.30	2000	0.20	10
MPS-6-8-635-492/592-G-N-H22-NW	MERV 11	20	24	25	23.3	19.37	25	71.60	1650	0.20	8
MPS-6-5-635-287/592-G-N-H22-NW	MERV 11	12	24	25	11.3	23.3	25	44.30	1000	0.20	5
MPS-6-8-635-592/592-G-N-H22-NW	MERV 11	24	24	25	23.3	23.3	25	73.20	2000	0.22	8
MPS-6-6-635-492/592-G-N-H22-NW	MERV 11	24	24	25	23.3	19.37	25	55.20	1650	0.22	6
MPS-6-4-635-287/592-G-N-H22-NW	MERV 11	11	24	25	11.3	23.3	25	36.30	1000	0.22	4
MPS-7-10-635-592/592-G-N-H22-NW	MERV 13	24	24	25	23.3	23.3	25	88.30	2000	0.28	10
MPS-7-8-635-492/592-G-N-H22-NW	MERV 13	20	24	25	23.3	19.37	25	71.60	1650	0.28	8
MPS-7-5-635-287/592-G-N-H22-NW	MERV 13	12	24	25	11.3	23.3	25	44.30	1000	0.28	5
MPS-7-8-635-592/592-G-N-H22-NW	MERV 13	24	24	25	23.3	23.3	25	73.20	2000	0.30	8
MPS-7-6-635-492/592-G-N-H22-NW	MERV 13	24	24	25	23.3	19.37	25	55.20	1650	0.30	6
MPS-7-4-635-287/592-G-N-H22-NW	MERV 13	11	24	25	11.3	23.3	25	36.30	1000	0.30	4
MPS-8-10-635-592/592-G-N-H22-NW	MERV 14	24	24	25	23.3	23.3	25	88.30	2000	0.30	10
MPS-8-8-635-492/592-G-N-H22-NW	MERV 14	20	24	25	23.3	19.37	25	71.60	1650	0.30	8
MPS-8-5-635-287/592-G-N-H22-NW	MERV 14	12	24	25	11.3	23.3	25	44.30	1000	0.30	5
MPS-8-8-635-592/592-G-N-H22-NW	MERV 14	24	24	25	23.3	23.3	25	73.20	2000	0.32	8
MPS-8-6-635-492/592-G-N-H22-NW	MERV 14	24	24	25	23.3	19.37	25	55.20	1650	0.32	6
MPS-8-4-635-287/592-G-N-H22-NW	MERV 14	11	24	25	11.3	23.3	25	36.30	1000	0.32	4

Part Number	ASHRAE 52.2	Nominal Size			Actual Size			Media Area (sq.ft)	Air Flow (cfm)	Pressure Drop (inches w. g.)	Number of Pockets
		Height (inch)	Width (inch)	Depth (inch)	Height (inch)	Width (inch)	Depth (inch)				
MPS-9-10-635-592/592-G-N-H22-NW	MERV 15	24	24	25	23.3	23.3	25	88.30	2000	0.46	10
MPS-9-8-635-492/592-G-N-H22-NW	MERV 15	20	24	25	23.3	19.37	25	71.60	1650	0.46	8
MPS-9-5-635-287/592-G-N-H22-NW	MERV 15	12	24	25	11.3	23.3	25	44.30	1000	0.46	5
MPS-9-8-635-592/592-G-N-H22-NW	MERV 15	24	24	25	23.3	23.3	25	73.20	2000	0.48	8
MPS-9-6-635-492/592-G-N-H22-NW	MERV 15	24	24	25	23.3	19.37	25	55.20	1650	0.48	6
MPS-9-4-635-287/592-G-N-H22-NW	MERV 15	11	24	25	11.3	23.3	25	36.30	1000	0.48	4
MPS-7-10-635-592/592-G-N-H22-NW-EDHC	MERV 13	24	24	25	23.3	23.3	25	88.30	2000	0.24	10
MPS-7-8-635-492/592-G-N-H22-NW-EDHC	MERV 13	20	24	25	23.3	19.37	25	71.60	1650	0.24	8
MPS-7-5-635-287/592-G-N-H22-NW-EDHC	MERV 13	12	24	25	11.3	23.3	25	44.30	1000	0.24	5
MPS-7-8-635-592/592-G-N-H22-NW-EDHC	MERV 13	24	24	25	23.3	23.3	25	73.20	2000	0.26	8
MPS-7-6-635-492/592-G-N-H22-NW-EDHC	MERV 13	24	24	25	23.3	19.37	25	55.20	1650	0.26	6
MPS-7-4-635-287/592-G-N-H22-NW-EDHC	MERV 13	11	24	25	11.3	23.3	25	36.30	1000	0.26	4
MPS-9-10-635-592/592-G-N-H22-NW-EDHC	MERV 15	24	24	25	23.3	23.3	25	88.30	2000	0.34	10
MPS-9-8-635-492/592-G-N-H22-NW-EDHC	MERV 15	20	24	25	23.3	19.37	25	71.60	1650	0.34	8
MPS-9-5-635-287/592-G-N-H22-NW-EDHC	MERV 15	12	24	25	11.3	23.3	25	44.30	1000	0.34	5
MPS-9-8-635-592/592-G-N-H22-NW-EDHC	MERV 15	24	24	25	23.3	23.3	25	73.20	2000	0.36	8
MPS-9-6-635-492/592-G-N-H22-NW-EDHC	MERV 15	24	24	25	23.3	19.37	25	55.20	1650	0.36	6
MPS-9-4-635-287/592-G-N-H22-NW-EDHC	MERV 15	11	24	25	11.3	23.3	25	36.30	1000	0.36	4

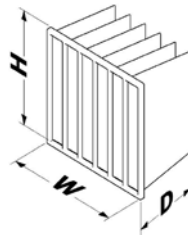
**Media** Microglass Fiber  
**Frame** Galvanized Steel  
**Final Pressure Drop** 1.5" w. g.  
**Operating Temperature** 176°F  
**Header Thickness** 0.86"

### Applications

- HVAC
- Pre-filter of absolute filters

### Advantages

- Low initial pressure drop
- Low energy use



Part Number	ASHRAE 52.2	Nominal Size			Actual Size			Media Area (sq.ft)	Air Flow (cfm)	Pressure Drop (inches w. g.)	Number of Pockets
		Height (inch)	Width (inch)	Depth (inch)	Height (inch)	Width (inch)	Depth (inch)				
MPG-5-10535-03	MERV 9	24	24	21	23.30	23.30	21.00	75.35	2000	0.22	10
MPG-5-08535-02	MERV 9	24	20	21	23.30	19.37	21.00	51.70	1650	0.22	8
MPG-5-05535-01	MERV 9	24	12	21	23.30	11.30	21.00	23.70	1000	0.22	5
MPG-5-10635-03	MERV 9	24	24	25	23.30	23.30	25.00	89.30	2000	0.20	10
MPG-5-08635-02	MERV 9	24	20	25	23.30	19.37	25.00	62.40	1650	0.20	8
MPG-5-05635-01	MERV 9	24	12	25	23.30	11.30	25.00	28.00	1000	0.20	5
MPG-5-08535-03	MERV 9	24	24	21	23.30	23.30	21.00	61.35	2000	0.22	8
MPG-5-06535-02	MERV 9	24	20	21	23.30	19.37	21.00	40.90	1650	0.22	6
MPG-5-04535-01	MERV 9	24	12	21	23.30	11.30	21.00	20.45	1000	0.22	4
MPG-5-08635-03	MERV 9	24	24	25	23.30	23.30	25.00	73.20	2000	0.20	8
MPG-5-06635-02	MERV 9	24	20	25	23.30	19.37	25.00	48.45	1650	0.20	6
MPG-5-04635-01	MERV 9	24	12	25	23.30	11.30	25.00	23.70	1000	0.20	4
MPG-5-06600-03	MERV 9	24	24	24	23.30	23.30	23.60	53.80	2000	0.22	6
MPG-5-04600-02	MERV 9	24	20	24	23.30	19.37	23.60	33.40	1650	0.22	4
MPG-5-03600-01	MERV 9	24	12	24	23.30	11.30	23.60	18.30	1000	0.22	3
MPG-5-12380-03	MERV 9	24	24	15	23.30	23.30	15.00	62.40	2000	0.24	12
MPG-5-10380-02	MERV 9	24	20	15	23.30	19.37	15.00	45.20	1650	0.24	10
MPG-5-06380-01	MERV 9	24	12	15	23.30	11.30	15.00	19.40	1000	0.24	6

Part Number	ASHRAE 52.2	Nominal Size			Actual Size			Media Area (sq.ft)	Air Flow (cfm)	Pressure Drop (inches w. g.)	Number of Pockets
		Height (inch)	Width (inch)	Depth (inch)	Height (inch)	Width (inch)	Depth (inch)				
MPG-6-10535-03	MERV 11	24	24	21	23.30	23.30	21.00	75.35	2000	0.26	10
MPG-6-08535-02	MERV 11	24	20	21	23.30	19.37	21.00	51.70	1650	0.26	8
MPG-6-05535-01	MERV 11	24	12	21	23.30	11.30	21.00	23.70	1000	0.26	5
MPG-6-10635-03	MERV 11	24	24	25	23.30	23.30	25.00	89.30	2000	0.22	10
MPG-6-08635-02	MERV 11	24	20	25	23.30	19.37	25.00	62.40	1650	0.22	8
MPG-6-05635-01	MERV 11	24	12	25	23.30	11.30	25.00	28.00	1000	0.22	5
MPG-6-08535-03	MERV 11	24	24	21	23.30	23.30	21.00	61.35	2000	0.30	8
MPG-6-06535-02	MERV 11	24	20	21	23.30	19.37	21.00	40.90	1650	0.30	6
MPG-6-04535-01	MERV 11	24	12	21	23.30	11.30	21.00	20.45	1000	0.30	4
MPG-6-08635-03	MERV 11	24	24	25	23.30	23.30	25.00	73.20	2000	0.26	8
MPG-6-06635-02	MERV 11	24	20	25	23.30	19.37	25.00	48.45	1650	0.26	6
MPG-6-04635-01	MERV 11	24	12	25	23.30	11.30	25.00	23.70	1000	0.26	4
MPG-6-06600-03	MERV 11	24	24	24	23.30	23.30	23.60	53.80	2000	0.30	6
MPG-6-04600-02	MERV 11	24	20	24	23.30	19.37	23.60	33.40	1650	0.30	4
MPG-6-03600-01	MERV 11	24	12	24	23.30	11.30	23.60	18.30	1000	0.30	3
MPG-6-12380-03	MERV 11	24	24	15	23.30	23.30	15.00	62.40	2000	0.32	12
MPG-6-10380-02	MERV 11	24	20	15	23.30	19.37	15.00	45.20	1650	0.32	10
MPG-6-06380-01	MERV 11	24	12	15	23.30	11.30	15.00	19.40	1000	0.32	6
MPG-7-10535-03	MERV 13	24	24	21	23.30	23.30	21.00	75.35	2000	0.42	10
MPG-7-08535-02	MERV 13	24	20	21	23.30	19.37	21.00	51.70	1650	0.42	8
MPG-7-05535-01	MERV 13	24	12	21	23.30	11.30	21.00	23.70	1000	0.42	5
MPG-7-10635-03	MERV 13	24	24	25	23.30	23.30	25.00	89.30	2000	0.38	10
MPG-7-08635-02	MERV 13	24	20	25	23.30	19.37	25.00	62.40	1650	0.38	8
MPG-7-05635-01	MERV 13	24	12	25	23.30	11.30	25.00	28.00	1000	0.38	5
MPG-7-08535-03	MERV 13	24	24	21	23.30	23.30	21.00	61.35	2000	0.42	8
MPG-7-06535-02	MERV 13	24	20	21	23.30	19.37	21.00	40.90	1650	0.42	6
MPG-7-04535-01	MERV 13	24	12	21	23.30	11.30	21.00	20.45	1000	0.42	4
MPG-7-08635-03	MERV 13	24	24	25	23.30	23.30	25.00	73.20	2000	0.36	8
MPG-7-06635-02	MERV 13	24	20	25	23.30	19.37	25.00	48.45	1650	0.36	6
MPG-7-04635-01	MERV 13	24	12	25	23.30	11.30	25.00	23.70	1000	0.36	4
MPG-7-06600-03	MERV 13	24	24	24	23.30	23.30	23.60	53.80	2000	0.44	6
MPG-7-04600-02	MERV 13	24	20	24	23.30	19.37	23.60	33.40	1650	0.44	4
MPG-7-03600-01	MERV 13	24	12	24	23.30	11.30	23.60	18.30	1000	0.44	3

Part Number	ASHRAE 52.2	Nominal Size			Actual Size			Media Area (sq.ft)	Air Flow (cfm)	Pressure Drop (inches w. g.)	Number of Pockets
		Height (inch)	Width (inch)	Depth (inch)	Height (inch)	Width (inch)	Depth (inch)				
MPG-8-10535-03	MERV 15	24	24	21	23.3	23.3	21	75.35	2000	0.60	10
MPG-8-08535-02	MERV 15	24	20	21	23.3	19.3	21	51.70	1650	0.60	8
MPG-8-05535-01	MERV 15	24	12	21	23.3	11.3	21	23.70	1000	0.60	5
MPG-8-10635-03	MERV 15	24	24	25	23.3	23.3	25	89.30	2000	0.56	10
MPG-8-08635-02	MERV 15	24	20	25	23.3	19.3	25	62.40	1650	0.56	8
MPG-8-05635-01	MERV 15	24	12	25	23.3	11.3	25	28.00	1000	0.56	5
MPG-8-08535-03	MERV 15	24	24	21	23.3	23.3	21	61.35	2000	0.64	8
MPG-8-06535-02	MERV 15	24	20	21	23.3	19.3	21	40.90	1650	0.64	6
MPG-8-04535-01	MERV 15	24	12	21	23.3	11.3	21	20.45	1000	0.64	4
MPG-8-08635-03	MERV 15	24	24	25	23.3	23.3	25	73.20	2000	0.58	8
MPG-8-06635-02	MERV 15	24	20	25	23.3	19.3	25	48.45	1650	0.58	6
MPG-8-04635-01	MERV 15	24	12	25	23.3	11.3	25	23.70	1000	0.58	4
MPG-8-06600-03	MERV 15	24	24	24	23.3	23.3	23.6	53.80	2000	0.60	6
MPG-8-04600-02	MERV 15	24	20	24	23.3	19.3	23.6	33.40	1650	0.60	4
MPG-8-03600-01	MERV 15	24	12	24	23.3	11.3	23.6	18.30	1000	0.60	3



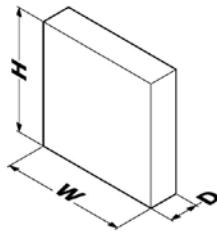
**Media** Microglass Fiber  
**Frame** Cardboard  
**Final Pressure Drop** 1.5" w. g.  
**Operating Temperature** 176°F  
**Sealant** Wood Glue  
**Separator** Hot Melt

**Applications**

- HVAC

**Advantages**

- Compact and rigid
- Low energy use
- High surface area
- Metal free



Part Number	ASHRAE 52.2	Nominal Size			Actual Size			Media Area (sq.ft)	Air Flow (cfm)	Pressure Drop (inches w. g.)
		Height (inch)	Width (inch)	Depth (inch)	Height (inch)	Width (inch)	Depth (inch)			
MPF-287/595/45-6KN	MERV 11	12	24	2	11.30	23.30	1.88	32.20	600	0.26
MPF-495/595/45-6KN	MERV 11	20	24	2	19.37	23.30	1.88	53.80	1000	0.26
MPF-595/595/45-6KN	MERV 11	24	24	2	23.30	23.30	1.88	64.50	1200	0.26
MPF-287/595/95-6KN	MERV 11	12	24	4	11.30	23.30	3.78	59.20	850	0.32
MPF-495/595/95-6KN	MERV 11	20	24	4	19.37	23.30	3.78	96.90	1400	0.32
MPF-595/595/95-6KN	MERV 11	24	24	4	23.30	23.30	3.78	118.40	1700	0.32
MPF-287/595/45-7KN	MERV 13	12	24	2	11.30	23.30	1.88	64.50	600	0.32
MPF-495/595/45-7KN	MERV 13	20	24	2	19.37	23.30	1.88	53.80	1000	0.32
MPF-595/595/45-7KN	MERV 13	24	24	2	23.30	23.30	1.88	32.20	1200	0.32
MPF-287/595/95-7KN	MERV 13	12	24	4	11.30	23.30	3.78	118.40	850	0.36

Part Number	ASHRAE 52.2	Nominal Size			Actual Size			Media Area (sq.ft)	Air Flow (cfm)	Pressure Drop (inches w. g.)
		Height (inch)	Width (inch)	Depth (inch)	Height (inch)	Width (inch)	Depth (inch)			
MPF-495/595/95-7KN	MERV 13	20	24	4	19.37	23.30	3.78	96.90	1400	0.36
MPF-595/595/95-7KN	MERV 13	24	24	4	23.30	23.30	3.78	59.20	1700	0.36
MPF-287/595/45-8KN	MERV 14	12	24	2	11.30	23.30	1.88	64.50	600	0.40
MPF-495/595/45-8KN	MERV 14	20	24	2	19.37	23.30	1.88	53.80	1000	0.40
MPF-595/595/45-8KN	MERV 14	24	24	2	23.30	23.30	1.88	32.20	1200	0.40
MPF-287/595/95-8KN	MERV 14	12	24	4	11.30	23.30	3.78	118.40	850	0.42
MPF-495/595/95-8KN	MERV 14	20	24	4	19.37	23.30	3.78	96.90	1400	0.42
MPF-595/595/95-8KN	MERV 14	24	24	4	23.30	23.30	3.78	59.20	1700	0.42
MPF-287/595/45-9KN	MERV 15	12	24	2	11.30	23.30	1.88	64.50	600	0.58
MPF-495/595/45-9KN	MERV 15	20	24	2	19.37	23.30	1.88	53.80	1000	0.58
MPF-595/595/45-9KN	MERV 15	24	24	2	23.30	23.30	1.88	32.20	1200	0.58
MPF-287/595/95-9KN	MERV 15	12	24	4	11.30	23.30	3.78	118.40	850	0.60
MPF-495/595/95-9KN	MERV 15	20	24	4	19.37	23.30	3.78	96.90	1400	0.60
MPF-595/595/95-9KN	MERV 15	24	24	4	23.30	23.30	3.78	59.20	1700	0.60

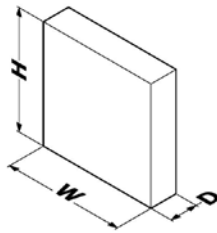
**Media** Microglass Fiber  
**Frame** Galvanized Steel, Aluminium, Stainless Steel, MDF, Plastic  
**Final Pressure Drop** 1.5" w. g.  
**Operating Temperature** 176°F  
**Gasket** Optional  
**Sealant** Polyurethane  
**Separator** Hot Melt

**Applications**

- HVAC

**Advantages**

- Compact and rigid
- Low energy use
- High surface area



Part Number	ASHRAE 52.2	Nominal Size			Actual Size			Media Area (sq.ft)	Air Flow (cfm)	Pressure Drop (inches w. g.)
		Height (inch)	Width (inch)	Depth (inch)	Height (inch)	Width (inch)	Depth (inch)			
MPF-287/592/48-6GN	MERV 11	12	24	2	11.30	23.30	1.88	32.20	1000	0.60
MPF-492/592/48-6GN	MERV 11	20	24	2	19.37	23.30	1.88	53.80	1650	0.60
MPF-592/592/48-6GN	MERV 11	24	24	2	23.30	23.30	1.88	64.50	2000	0.60
MPF-287/592/96-6GN	MERV 11	12	24	4	11.30	23.30	3.78	59.20	1000	0.42
MPF-492/592/96-6GN	MERV 11	20	24	4	19.37	23.30	3.78	96.90	1650	0.42
MPF-592/592/96-6GN	MERV 11	24	24	4	23.30	23.30	3.78	118.40	2000	0.42
MPF-287/592/150-6GN	MERV 11	12	24	6	11.30	23.30	5.90	80.70	1650	0.32
MPF-492/592/150-6GN	MERV 11	20	24	6	19.37	23.30	5.90	134.50	1000	0.32
MPF-592/592/150-6GN	MERV 11	24	24	6	23.30	23.30	5.90	161.40	2000	0.32
MPF-287/592/48-7GN	MERV 13	12	24	2	11.30	23.30	1.88	32.20	1000	0.66
MPF-492/592/48-7GN	MERV 13	20	24	2	19.37	23.30	1.88	53.80	1650	0.66
MPF-592/592/48-7GN	MERV 13	24	24	2	23.30	23.30	1.88	64.50	2000	0.66
MPF-287/592/96-7GN	MERV 13	12	24	4	11.30	23.30	3.78	59.20	1000	0.44
MPF-492/592/96-7GN	MERV 13	20	24	4	19.37	23.30	3.78	96.90	1650	0.44
MPF-592/592/96-7GN	MERV 13	24	24	4	23.30	23.30	3.78	118.40	2000	0.44
MPF-287/592/150-7GN	MERV 13	12	24	6	11.30	23.30	5.90	80.70	1000	0.40
MPF-492/592/150-7GN	MERV 13	20	24	6	19.37	23.30	5.90	134.50	1650	0.40
MPF-592/592/150-7GN	MERV 13	24	24	6	23.30	23.30	5.90	161.40	2000	0.40

Part Number	ASHRAE 52.2	Nominal Size			Actual Size			Media Area (sq.ft)	Air Flow (cfm)	Pressure Drop (inches w. g.)
		Height (inch)	Width (inch)	Depth (inch)	Height (inch)	Width (inch)	Depth (inch)			
MPF-287/592/48-8GN	MERV 14	12	24	2	11.30	23.30	1.88	32.20	1000	0.80
MPF-492/592/48-8GN	MERV 14	20	24	2	19.37	23.30	1.88	53.80	1650	0.80
MPF-592/592/48-8GN	MERV 14	24	24	2	23.30	23.30	1.88	64.50	2000	0.80
MPF-287/592/96-8GN	MERV 14	12	24	4	11.30	23.30	3.78	59.20	1000	0.52
MPF-492/592/96-8GN	MERV 14	20	24	4	19.37	23.30	3.78	96.90	1650	0.52
MPF-592/592/96-8GN	MERV 14	24	24	4	23.30	23.30	3.78	118.40	2000	0.52
MPF-287/592/150-8GN	MERV 14	12	24	6	11.30	23.30	5.90	80.70	1000	0.48
MPF-492/592/150-8GN	MERV 14	20	24	6	19.37	23.30	5.90	134.50	1650	0.48
MPF-592/592/150-8GN	MERV 14	24	24	6	23.30	23.30	5.90	161.40	2000	0.48
MPF-287/592/48-9GN	MERV 15	12	24	2	11.30	23.30	1.88	32.20	1000	1.20
MPF-492/592/48-9GN	MERV 15	20	24	2	19.37	23.30	1.88	53.80	1650	1.20
MPF-592/592/48-9GN	MERV 15	24	24	2	23.30	23.30	1.88	64.50	2000	1.20
MPF-287/592/96-9GN	MERV 15	12	24	4	11.30	23.30	3.78	59.20	1000	0.74
MPF-492/592/96-9GN	MERV 15	20	24	4	19.37	23.30	3.78	96.90	1650	0.74
MPF-592/592/96-9GN	MERV 15	24	24	4	23.30	23.30	3.78	118.40	2000	0.74
MPF-287/592/150-9GN	MERV 15	12	24	6	11.30	23.30	5.90	80.70	1000	0.60
MPF-492/592/150-9GN	MERV 15	20	24	6	19.37	23.30	5.90	134.50	1650	0.60
MPF-592/592/150-9GN	MERV 15	24	24	6	23.30	23.30	5.90	161.40	2000	0.60

# ▶ MPFA SERIES

FINE FILTERS ◀

<b>Media</b>	Synthetic
<b>Frame</b>	Plastic
<b>Final Pressure Drop</b>	1.5" w. g.
<b>Operating Temperature</b>	176°F
<b>Filter Efficiency*</b>	MERV 13, MERV 14, MERV 15
<b>Gasket</b>	Optional
<b>Sealant</b>	Polyurethane
<b>Separator</b>	Hot Melt

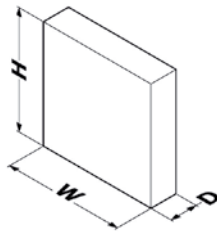


## Applications

- HVAC

## Advantages

- High dust holding capacity
- Longer life
- Lowest initial resistance
- Easy handling and installation
- No header or single header models available



Part Number	ASHRAE 52.2	Nominal Size			Actual Size			Media Area (sq.ft)	Air Flow (cfm)	Pressure Drop (inches w.g.)
		Height (inch)	Width (inch)	Depth (inch)	Height (inch)	Width (inch)	Depth (inch)			
MPFA-592/592/96-7PKNNG	MERV13	24	24	4	23.30	23.30	3.78	69.80	2000	0.25
MPFA-492/592/96-7PKNNG	MERV13	24	20	4	23.30	19.37	3.78	58.00	1660	0.25
MPFA-287/592/96-7PKNNG	MERV13	24	12	4	23.30	11.30	3.78	33.80	1000	0.25
MPFA-492/625/96-7PKNNG	MERV13	25	20	4	24.60	19.37	3.78	61.20	1750	0.25
MPFA-392/625/96-7PKNNG	MERV13	25	16	4	24.60	15.43	3.78	48.80	1390	0.25
MPFA-492/492/96-7PKNNG	MERV13	20	20	4	19.37	19.37	3.78	48.20	1380	0.25
MPFA-392/492/96-7PKNNG	MERV13	20	16	4	19.37	15.43	3.78	38.40	1100	0.25
MPFA-592/592/96-7PKNNG-H20	MERV13	24	24	4	23.30	23.30	3.78	62.80	2000	0.29
MPFA-492/592/96-7PKNNG-H20	MERV13	24	20	4	23.30	19.37	3.78	52.20	1660	0.29
MPFA-287/592/96-7PKNNG-H20	MERV13	24	12	4	23.30	11.30	3.78	30.40	1000	0.29
MPFA-492/625/96-7PKNNG-H20	MERV13	25	20	4	24.60	19.37	3.78	55.10	1750	0.29
MPFA-392/625/96-7PKNNG-H20	MERV13	25	16	4	24.60	15.43	3.78	43.90	1390	0.29
MPFA-492/492/96-7PKNNG-H20	MERV13	20	20	4	19.37	19.37	3.78	43.40	1380	0.29
MPFA-392/492/96-7PKNNG-H20	MERV13	20	16	4	19.37	15.43	3.78	34.60	1100	0.29
MPFA-592/592/96-8PKNNG	MERV14	24	24	4	23.30	23.30	3.78	69.80	2000	0.26
MPFA-492/592/96-8PKNNG	MERV14	24	20	4	23.30	19.37	3.78	58.00	1660	0.26
MPFA-287/592/96-8PKNNG	MERV14	24	12	4	23.30	11.30	3.78	33.80	1000	0.26
MPFA-492/625/96-8PKNNG	MERV14	25	20	4	24.60	19.37	3.78	61.20	1750	0.26
MPFA-392/625/96-8PKNNG	MERV14	25	16	4	24.60	19.37	3.78	43.90	1390	0.26

Part Number	ASHRAE 52.2	Nominal Size			Actual Size			Media Area (sq.ft)	Air Flow (cfm)	Pressure Drop (inches w.g.)
		Height (inch)	Width (inch)	Depth (inch)	Height (inch)	Width (inch)	Depth (inch)			
MPFA-492/492/96-8PKNNG	MERV14	20	20	4	19.37	19.37	3.78	48.20	1380	0.26
MPFA-392/492/96-8PKNNG	MERV14	20	16	4	19.37	15.43	3.78	38.40	1100	0.26
MPFA-592/592/96-8PKNNG-H20	MERV14	24	24	4	23.30	23.30	3.78	62.80	2000	0.30
MPFA-492/592/96-8PKNNG-H20	MERV14	24	20	4	23.30	19.37	3.78	52.20	1660	0.30
MPFA-287/592/96-8PKNNG-H20	MERV14	24	12	4	23.30	11.30	3.78	30.40	1000	0.30
MPFA-492/625/96-8PKNNG-H20	MERV14	25	20	4	24.60	19.37	3.78	55.10	1750	0.30
MPFA-392/625/96-8PKNNG-H20	MERV14	25	16	4	24.60	15.43	3.78	43.90	1390	0.30
MPFA-492/492/96-8PKNNG-H20	MERV14	20	20	4	19.37	19.37	3.78	43.40	1380	0.30
MPFA-392/492/96-8PKNNG-H20	MERV14	20	16	4	19.37	15.43	3.78	34.60	1100	0.30
MPFA-592/592/96-9PKNNG	MERV15	24	24	4	23.30	23.30	3.78	69.80	2000	0.28
MPFA-492/592/96-9PKNNG	MERV15	24	20	4	23.30	19.37	3.78	58.00	1660	0.28
MPFA-287/592/96-9PKNNG	MERV15	24	12	4	23.30	11.30	3.78	33.80	1000	0.28
MPFA-492/625/96-9PKNNG	MERV15	25	20	4	24.60	19.37	3.78	61.20	1750	0.28
MPFA-392/625/96-9PKNNG	MERV15	25	16	4	24.60	15.43	3.78	48.80	1390	0.28
MPFA-492/492/96-9PKNNG	MERV15	20	20	4	19.37	19.37	3.78	48.20	1380	0.28
MPFA-392/492/96-9PKNNG	MERV15	20	16	4	19.37	15.43	3.78	38.40	1100	0.28
MPFA-592/592/96-9PKNNG-H20	MERV15	24	24	4	23.30	23.30	3.78	62.80	2000	0.32
MPFA-492/592/96-9PKNNG-H20	MERV15	24	20	4	23.30	19.37	3.78	52.20	1660	0.32
MPFA-287/592/96-9PKNNG-H20	MERV15	24	12	4	23.30	11.30	3.78	30.40	1000	0.32
MPFA-492/625/96-9PKNNG-H20	MERV15	25	20	4	24.60	19.37	3.78	55.10	1750	0.32
MPFA-392/625/96-9PKNNG-H20	MERV15	25	16	4	24.60	15.43	3.78	43.90	1390	0.32
MPFA-492/492/96-9PKNNG-H20	MERV15	20	20	4	19.37	19.37	3.78	43.40	1380	0.32
MPFA-392/492/96-9PKNNG-H20	MERV15	20	16	4	19.37	15.43	3.78	34.60	1100	0.32

# ▶ MC SERIES

FINE FILTERS ◀

<b>Media</b>	Microglass Fiber
<b>Frame</b>	Plastic or Galvanized Steel
<b>Final Pressure Drop</b>	1.5" w. g.
<b>Operating Temperature</b>	176°F
<b>Gasket</b>	Optional
<b>Seperator</b>	Hot Melt
<b>Sealant</b>	Polyurethane
<b>Header Thickness</b>	0.90"

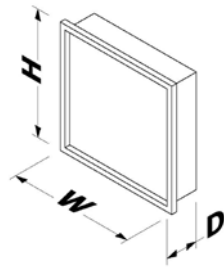


### Applications

- HVAC
- Pre-filter for cleanroom applications
- Industrial processes

### Advantages

- Compact and rigid
- Low energy consumption
- High surface area



Part Number	ASHRAE 52.2	Nominal Size			Actual Size			Media Area (sq.ft)	Air Flow (cfm)	Pressure Drop (inches w. g.)
		Height (inch)	Width (inch)	Depth (inch)	Height (inch)	Width (inch)	Depth (inch)			
MC-287/592/130-6GN	MERV 11	12	24	6	11.30	23.30	5.10	74.00	1000	0.48
MC-492/592/130-6GN	MERV 11	20	24	6	19.37	23.30	5.10	121.00	1650	0.48
MC-592/592/130-6GN	MERV 11	24	24	6	23.30	23.30	5.10	150.00	2000	0.48
MC-287/592/130-7GN	MERV 13	12	24	6	11.30	23.30	5.10	74.00	1000	0.54
MC-492/592/130-7GN	MERV 13	20	24	6	19.37	23.30	5.10	121.00	1650	0.54
MC-592/592/130-7GN	MERV 13	24	24	6	23.30	23.30	5.10	150.00	2000	0.54
MC-287/592/130-8GN	MERV 14	12	24	6	11.30	23.30	5.10	74.00	1000	0.60
MC-492/592/130-8GN	MERV 14	20	24	6	19.37	23.30	5.10	121.00	1650	0.60
MC-592/592/130-8GN	MERV 14	24	24	6	23.30	23.30	5.10	150.00	2000	0.60
MC-287/592/130-9GN	MERV 15	12	24	6	11.30	23.30	5.10	74.00	1000	0.70
MC-492/592/130-9GN	MERV 15	20	24	6	19.37	23.30	5.10	121.00	1650	0.70
MC-592/592/130-9GN	MERV 15	24	24	6	23.30	23.30	5.10	150.00	2000	0.70

# MV6 SERIES

FINE FILTERS


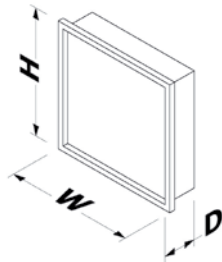
<b>Media</b>	Microglass Fiber
<b>Frame</b>	ABS
<b>Final Pressure Drop</b>	1.5" w. g.
<b>Operating Temperature</b>	176°F
<b>Gasket</b>	Optional
<b>Sealant</b>	Hot Melt
<b>Header Thickness</b>	3/4"

### Applications

- HVAC
- Cleanroom applications
- Air purification of smokes, pollens

### Advantages

- Compact design
- High surface area
- High efficiency
- Energy saver



**CLASSIFIED**  
 **AIR FILTER UNIT**  
**AS TO FLAMMABILITY ONLY**  
**R39025**

Part Number	ASHRAE 52.2	Nominal Size			Actual Size			Media Area (sq.ft)	Air Flow (cfm)	Pressure Drop (inches w. g.)
		Height (inch)	Width (inch)	Depth (inch)	Height (inch)	Width (inch)	Depth (inch)			
MV6-F6-01	MERV 11-A	24	12	6	23.30	11.50	5.90	64.00	1000	0.44
MV6-F6-02	MERV 11-A	24	20	6	23.30	19.37	5.90	107.00	1650	0.44
MV6-F6-03	MERV 11-A	24	24	6	23.30	23.30	5.90	129.00	2000	0.44
MV6-F7-01	MERV 13-A	24	12	6	23.30	11.50	5.90	64.00	1000	0.48
MV6-F7-02	MERV 13-A	24	20	6	23.30	19.37	5.90	107.00	1650	0.48
MV6-F7-03	MERV 13-A	24	24	6	23.30	23.30	5.90	129.00	2000	0.48
MV6-F8-01	MERV 14-A	24	12	6	23.30	11.50	5.90	64.00	1000	0.52
MV6-F8-02	MERV 14-A	24	20	6	23.30	19.37	5.90	107.00	1650	0.52
MV6-F8-03	MERV 14-A	24	24	6	23.30	23.30	5.90	129.00	2000	0.52
MV6-F9-01	MERV 15-A	24	12	6	23.30	11.50	5.90	64.00	1000	0.64
MV6-F9-02	MERV 15-A	24	20	6	23.30	19.37	5.90	107.00	1650	0.64
MV6-F9-03	MERV 15-A	24	24	6	23.30	23.30	5.90	129.00	2000	0.64

# MV SERIES

FINE FILTERS

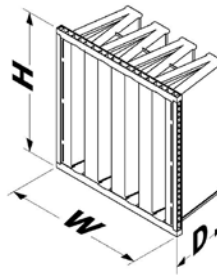
<b>Media</b>	Microglass Fiber
<b>Frame</b>	ABS
<b>Final Pressure Drop</b>	1.5" w. g.
<b>Operating Temperature</b>	176°F
<b>Gasket</b>	Optional
<b>Sealant</b>	Polyurethane
<b>Separators</b>	Hot Melt
<b>Header Thickness</b>	3/4" or 1"

**Applications**

- HVAC
- Cleanroom applications
- Air purification of smokes, pollens

**Advantages**

- Compact design
- High surface area
- High efficiency
- Energy saver
- Incinerable



**CLASSIFIED**  
 **AIR FILTER UNIT  
 AS TO FLAMMABILITY ONLY  
 R39025**

Part Number	ASHRAE 52.2	Nominal Size			Actual Size			Media Area (sq.ft)	Air Flow (cfm)	Pressure Drop (inches w. g.)
		Height (inch)	Width (inch)	Depth (inch)	Height (inch)	Width (inch)	Depth (inch)			
MV-F6-01	MERV 11-A	24	12	12	23.30	11.50	11.50	100.00	1000	0.26
MV-F6-02	MERV 11-A	24	20	12	23.30	19.37	11.50	160.00	1650	0.26
MV-F6-03	MERV 11-A	24	24	12	23.30	23.30	11.50	200.00	2000	0.26
MV-F6-07	MERV 11-A	20	20	12	19.37	11.50	11.50	130.00	1370	0.26
MV-F7-01	MERV 13-A	24	12	12	23.30	11.50	11.50	100.00	1000	0.29
MV-F7-02	MERV 13-A	24	20	12	23.30	19.37	11.50	160.00	1650	0.29
MV-F7-03	MERV 13-A	24	24	12	23.30	23.30	11.50	200.00	2000	0.29
MV-F7-07	MERV 13-A	20	20	12	19.37	11.50	11.50	130.00	1370	0.29
MV-F8-01	MERV 14-A	24	12	12	23.30	11.50	11.50	100.00	1000	0.33
MV-F8-02	MERV 14-A	24	20	12	23.30	19.37	11.50	160.00	1650	0.33
MV-F8-03	MERV 14-A	24	24	12	23.30	23.30	11.50	200.00	2000	0.33
MV-F8-07	MERV 14-A	20	20	12	19.37	11.50	11.50	130.00	1370	0.34

Part Number	ASHRAE 52.2	Nominal Size			Actual Size			Media Area (sq.ft)	Air Flow (cfm)	Pressure Drop (inches w. g.)
		Height (inch)	Width (inch)	Depth (inch)	Height (inch)	Width (inch)	Depth (inch)			
MV-F9-01	MERV 15-A	24	12	12	23.30	11.50	11.50	100.00	1000	0.36
MV-F9-02	MERV 15-A	24	20	12	23.30	19.37	11.50	160.00	1650	0.36
MV-F9-03	MERV 15-A	24	24	12	23.30	23.30	11.50	200.00	2000	0.36
MV-F9-07	MERV 15-A	20	20	12	19.37	11.50	11.50	130.00	1370	0.40
MV-H10-01	MERV 16-A	24	12	12	23.30	11.50	11.50	100.00	1000	0.55
MV-H10-02	MERV 16-A	24	20	12	23.30	19.37	11.50	160.00	1650	0.55
MV-H10-03	MERV 16-A	24	24	12	23.30	23.30	11.50	200.00	2000	0.55
MV-H10-07	MERV 16-A	20	20	12	19.37	11.50	11.50	130.00	1370	0.70

# MV-2VF SERIES

FINE FILTERS

<b>Media</b>	Microglass Fiber
<b>Frame</b>	ABS
<b>Final Pressure Drop</b>	1.5" w. g.
<b>Operating Temperature</b>	176°F
<b>Gasket</b>	Optional
<b>Sealant</b>	Polyurethane
<b>Separators</b>	Hot Melt
<b>Header Thickness</b>	3/4"

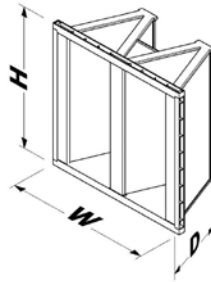
### Applications

- HVAC

### Advantages

- Compact and economic
- High surface area
- High efficiency

**CLASSIFIED**  
 **AIR FILTER UNIT**  
**AS TO FLAMMABILITY ONLY**  
**R39025**



Part Number	ASHRAE 52.2	Nominal Size			Actual Size			Media Area (sq.ft)	Air Flow (cfm)	Pressure Drop (inches w. g.)
		Height (inch)	Width (inch)	Depth (inch)	Height (inch)	Width (inch)	Depth (inch)			
MV-F6-01-2VF	MERV 11-A	24	12	12	23.30	11.50	11.50	48.40	1000	0.32
MV-F6-02-2VF	MERV 11-A	24	20	12	23.30	19.37	11.50	80.70	1650	0.32
MV-F6-03-2VF	MERV 11-A	24	24	12	23.30	23.30	11.50	96.80	2000	0.32
MV-F7-01-2VF	MERV 13-A	24	12	12	23.30	11.50	11.50	48.40	1000	0.46
MV-F7-02-2VF	MERV 13-A	24	20	12	23.30	19.37	11.50	80.70	1650	0.46
MV-F7-03-2VF	MERV 13-A	24	24	12	23.30	23.30	11.50	96.80	2000	0.46
MV-F8-01-2VF	MERV 14-A	24	12	12	23.30	11.50	11.50	48.40	1000	0.48
MV-F8-02-2VF	MERV 14-A	24	20	12	23.30	19.37	11.50	80.70	1650	0.48
MV-F8-03-2VF	MERV 14-A	24	24	12	23.30	23.30	11.50	96.80	2000	0.48
MV-F9-01-2VF	MERV 15-A	24	12	12	23.30	11.50	11.50	48.40	1000	0.60
MV-F9-02-2VF	MERV 15-A	24	20	12	23.30	19.37	11.50	80.70	1650	0.60
MV-F9-03-2VF	MERV 15-A	24	24	12	23.30	23.30	11.50	96.80	2000	0.60

# MVX SERIES

FINE FILTERS

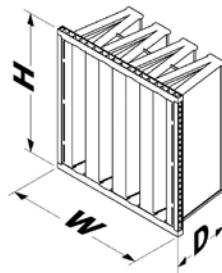
<b>Media</b>	Microglass Fiber
<b>Frame</b>	ABS
<b>Final Pressure Drop</b>	1.5" w. g.
<b>Operating Temperature</b>	176°F
<b>Gasket</b>	Optional
<b>Sealant</b>	Polyurethane
<b>Separators</b>	Hot Melt
<b>Header Thickness</b>	3/4" or 1"

### Applications

- Gas turbine applications

### Advantages

- High surface area
- High efficiency
- Energy saver
- Incinerable



**FULLY  
POTTED**



Part Number	ASHRAE 52.2	Nominal Size			Actual Size			Media Area (sq.ft)	Air Flow (cfm)	Pressure Drop (inches w. g.)
		Height (inch)	Width (inch)	Depth (inch)	Height (inch)	Width (inch)	Depth (inch)			
MVX-F6-01-DPG-Y	MERV 11-A	24	12	17	23.30	11.50	17.32	172.00	1250	0.34
MVX-F6-02-DPG-Y	MERV 11-A	24	20	17	23.30	19.37	17.32	290.00	2000	0.34
MVX-F6-03-DPG-Y	MERV 11-A	24	24	17	23.30	23.30	17.32	344.00	2500	0.34
MVX-F7-01-DPG-Y	MERV 13-A	24	12	17	23.30	11.50	17.32	172.00	1250	0.40
MVX-F7-02-DPG-Y	MERV 13-A	24	20	17	23.30	19.37	17.32	290.00	2000	0.40
MVX-F7-03-DPG-Y	MERV 13-A	24	24	17	23.30	23.30	17.32	344.00	2500	0.40
MVX-F8-01-DPG-Y	MERV 14-A	24	12	17	23.30	11.50	17.32	172.00	1250	0.44
MVX-F8-02-DPG-Y	MERV 14-A	24	20	17	23.30	19.37	17.32	290.00	2000	0.44
MVX-F8-03-DPG-Y	MERV 14-A	24	24	17	23.30	23.30	17.32	344.00	2500	0.44
MVX-F9-01-DPG-Y	MERV 15-A	24	12	17	23.30	11.50	17.32	172.00	1250	0.48
MVX-F9-02-DPG-Y	MERV 15-A	24	20	17	23.30	19.37	17.32	290.00	2000	0.48
MVX-F9-03-DPG-Y	MERV 15-A	24	24	17	23.30	23.30	17.32	344.00	2500	0.48
MVX-H10-01-DPG-Y	MERV 16-A	24	12	17	23.30	11.50	17.32	172.00	1250	0.54
MVX-H10-02-DPG-Y	MERV 16-A	24	20	17	23.30	19.37	17.32	290.00	2000	0.54
MVX-H10-03-DPG-Y	MERV 16-A	24	24	17	23.30	23.30	17.32	344.00	2500	0.54



# 04

## HIGH TEMPERATURE FILTERS

MSKPHT SERIES	54
MV4HT SERIES	55
MVHHT SERIES	56
MV-HT PLASTIC SERIES	57
MPHT SERIES 16"-3" DEEP FRAME	58
MASHT SERIES 12" DEEP FRAME	60



HIGH TEMPERATURE  
FILTERS

# MSKPHT SERIES

## HIGH TEMPERATURE FILTERS


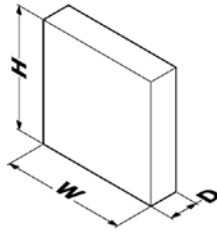
**Media** Microglass Fiber  
**Frame** Galvanized Steel or Stainless Steel  
**Final Pressure Drop** 1.5" w. g.  
**Operating Temperature** 500°F  
**Gasket** High Temperature Gasket

### Applications

- Pre-filter for heat treatment

### Advantages

- Depth loading
- High dust holding capacity



Part Number	ASHRAE 52.2	Nominal Size			Actual Size			Media Area (sq.ft)	Air Flow (cfm)	Pressure Drop (inches w. g.)
		Height (inch)	Width (inch)	Depth (inch)	Height (inch)	Width (inch)	Depth (inch)			
MSKPHT-287/592/48	MERV 8	12	24	2	11.30	23.30	1.88	6.50	600	0.40
MSKPHT-492/592/48	MERV 8	20	24	2	19.37	23.30	1.88	9.70	1000	0.40
MSKPHT-592/592/48	MERV 8	24	24	2	23.30	23.30	1.88	11.80	1200	0.40
MSKPHT-287/592/96	MERV 8	12	24	4	11.30	23.30	3.78	11.80	1000	0.44
MSKPHT-492/592/96	MERV 8	20	24	4	19.37	23.30	3.78	19.40	1650	0.44
MSKPHT-592/592/96	MERV 8	24	24	4	23.30	23.30	3.78	23.70	2000	0.44

# MV4HT SERIES

## HIGH TEMPERATURE FILTERS

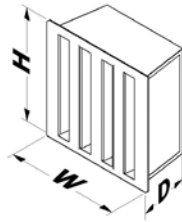
<b>Media</b>	Microglass Fiber
<b>Frame</b>	Galvanized Steel
<b>Final Pressure Drop</b>	1.5" w. g.
<b>Operating Temperature</b>	662°F
<b>Protection Grids</b>	Galvanized Steel on Both Sides
<b>Gasket</b>	High Temperature Gasket
<b>Header Thickness</b>	0.86"
<b>Separators</b>	Glass Fiber Strip

### Applications

- Automotive industry

### Advantages

- High efficiency
- High surface area



Part Number	ASHRAE 52.2	Nominal Size			Actual Size			Media Area (sq.ft)	Air Flow (cfm)	Pressure Drop (inches w. g.)
		Height (inch)	Width (inch)	Depth (inch)	Height (inch)	Width (inch)	Depth (inch)			
MV4HT-287/592/292-6GD2G-1H22	MERV 11	12	24	12	11.30	23.30	11.30	75.00	1000	0.40
MV4HT-492/592/292-6GD2G-1H22	MERV 11	20	24	12	19.37	23.30	11.30	130.00	1650	0.40
MV4HT-592/592/292-6GD2G-1H22	MERV 11	24	24	12	23.30	23.30	11.30	160.00	2000	0.40
MV4HT-305/610/400-6GD2G-1H22	MERV 11	12	24	16	12.00	24.00	15.70	120.00	1000	0.32
MV4HT-490/610/400-6GD2G-1H22	MERV 11	20	24	16	19.29	24.00	15.70	195.00	1650	0.32
MV4HT-610/610/400-6GD2G-1H22	MERV 11	24	24	16	24.00	24.00	15.70	235.00	2000	0.32
MV4HT-287/592/292-8GD2G-1H22	MERV 14	12	24	12	11.30	23.30	11.30	75.00	1000	0.54
MV4HT-492/592/292-8GD2G-1H22	MERV 14	20	24	12	19.37	23.30	11.30	130.00	1650	0.54
MV4HT-592/592/292-8GD2G-1H22	MERV 14	24	24	12	23.30	23.30	11.30	160.00	2000	0.54
MV4HT-305/610/400-8GD2G-1H22	MERV 14	12	24	16	12.00	24.00	15.70	120.00	1000	0.40
MV4HT-490/610/400-8GD2G-1H22	MERV 14	20	24	16	19.29	24.00	15.70	195.00	1650	0.40
MV4HT-610/610/400-8GD2G-1H22	MERV 14	24	24	16	24.00	24.00	15.70	235.00	2000	0.40

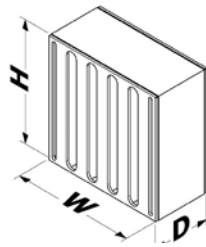
# MVHHT SERIES

## HIGH TEMPERATURE FILTERS

<b>Media</b>	Microglass Fiber
<b>Separators</b>	Microglass Fiber
<b>Frame</b>	Stainless Steel or Galvanized Steel
<b>Sealant</b>	Silicone
<b>Temperature Max</b>	Max. 500°F
<b>Final Pressure Drop</b>	2.4" w. g.
<b>Protection Grid</b>	Both Sides

### Applications

- Air conditioning systems
- Industrial processes



 **500°F**

Part Number	Class	Nominal Size			Actual Size			Media Area (sq.ft)	Air Flow (cfm)	Pressure Drop (inches w. g.)
		Height (inch)	Width (inch)	Depth (inch)	Height (inch)	Width (inch)	Depth (inch)			
MVHHT-610/610/292-5/6-7SN2SG	MERV 13	24	24	12	24.00	24.00	11.50	236	2000	0.34
MVHHT-610/610/292-5/6-8SN2SG	MERV 14	24	24	12	24.00	24.00	11.50	236	2000	0.36
MVHHT-610/610/292-5/6-9SN2SG	MERV 15	24	24	12	24.00	24.00	11.50	236	2000	0.44
MVHHT-610/610/292-5/6-10SN2SG	MERV 16	24	24	12	24.00	24.00	11.50	236	1470	0.34
MVHHT-610/610/292-5/6-13SN2SG	99.99% @ 0.3 μm	24	24	12	24.00	24.00	11.50	236	1470	0.96
MVHHT-610/610/292-5/6-14SN2SG	99.999% @ 0.3 μm	24	24	12	24.00	24.00	11.50	236	1470	1.04

# MV-HT PLASTIC SERIES

HIGH TEMPERATURE FILTERS

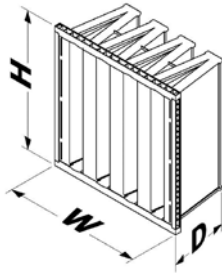
<b>Media</b>	Microglass Fiber
<b>Frame</b>	Polyamid
<b>Final Pressure Drop</b>	1.5" w. g.
<b>Operating Temperature</b>	248°F
<b>Gasket</b>	Optional
<b>Sealant</b>	Polyurethane
<b>Header Thickness</b>	3/4" or 1"

### Applications

- HVAC
- Cleanroom applications

### Advantages

- Compact design
- High surface area
- High efficiency



 **248°F**

Part Number	ASHRAE 52.2	Nominal Size			Actual Size			Media Area (sq.ft)	Air Flow (cfm)	Pressure Drop (inches w. g.)
		Height (inch)	Width (inch)	Depth (inch)	Height (inch)	Width (inch)	Depth (inch)			
MV-F6-01-P	MERV 11-A	24	12	12	23.30	11.50	11.50	100.00	1000	0.26
MV-F6-02-P	MERV 11-A	24	20	12	23.30	19.37	11.50	160.00	1650	0.26
MV-F6-03-P	MERV 11-A	24	24	12	23.30	23.30	11.50	200.00	2000	0.26
MV-F7-01-P	MERV 13-A	24	12	12	23.30	11.50	11.50	100.00	1000	0.31
MV-F7-02-P	MERV 13-A	24	20	12	23.30	19.37	11.50	160.00	1650	0.31
MV-F7-03-P	MERV 13-A	24	24	12	23.30	23.30	11.50	200.00	2000	0.31
MV-F8-01-P	MERV 14-A	24	12	12	23.30	11.50	11.50	100.00	1000	0.37
MV-F8-02-P	MERV 14-A	24	20	12	23.30	19.37	11.50	160.00	1650	0.37
MV-F8-03-P	MERV 14-A	24	24	12	23.30	23.30	11.50	200.00	2000	0.37
MV-F9-01-P	MERV 15-A	24	12	12	23.30	11.50	11.50	100.00	1000	0.46
MV-F9-02-P	MERV 15-A	24	20	12	23.30	19.37	11.50	160.00	1650	0.46
MV-F9-03-P	MERV 15-A	24	24	12	23.30	23.30	11.50	200.00	2000	0.46

# ▶ MPHT SERIES 1.6"-3" DEEP FRAME

# HIGH TEMPERATURE FILTERS ◀

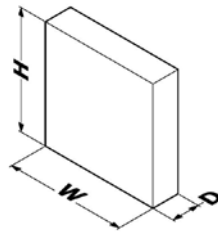
<b>Media</b>	Microglass Fiber
<b>Frame</b>	Extruded Aluminium
<b>Final Pressure Drop</b>	1.5" w. g.
<b>Operating Temperature</b>	662°F
<b>Gasket</b>	High Temperature Gasket
<b>Protection Grid</b>	Grid Perforated Aluminium
<b>Separators</b>	Glass Fiber Strip

**Applications**

- Painting ovens

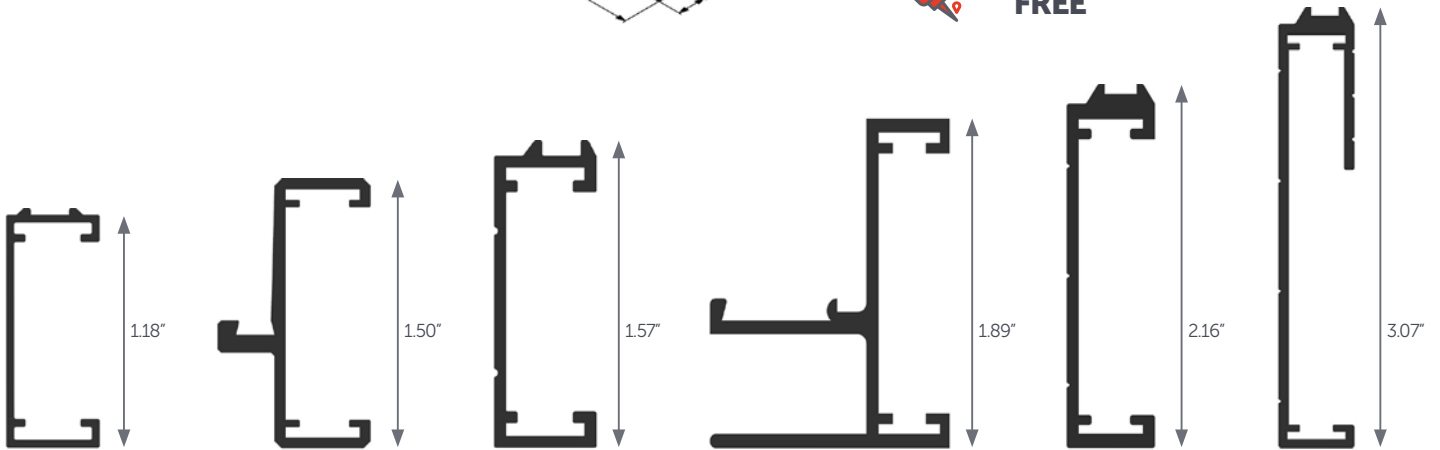
**Advantages**

- High efficiency
- Energy saver



 **662°F**

 **SILICONE FREE**



Part Number	ASHRAE 52.2	Nominal Size			Actual Size			Media Area (sq.ft)	Air Flow (cfm)	Pressure Drop (inches w. g.)
		Height (inch)	Width (inch)	Depth (inch)	Height (inch)	Width (inch)	Depth (inch)			
MPHT-480/480/40-6APHD2G	MERV 11	19	19	1.60	18.89	18.89	1.57	35.50	695	0.24
MPHT-610/610/40-6APHD2G	MERV 11	24	24	1.60	24.00	24.00	1.57	58.10	1120	0.24
MPHT-610/915/40-6APHD2G	MERV 11	24	36	1.60	24.00	36.00	1.57	87.10	1680	0.24
MPHT-480/480/55-6APHD2G	MERV 11	19	19	2.16	18.89	18.89	2.16	49.50	910	0.36
MPHT-610/610/55-6APHD2G	MERV 11	24	24	2.16	24.00	24.00	2.16	80.70	1500	0.36
MPHT-610/915/55-6APHD2G	MERV 11	24	36	2.16	24.00	36.00	2.16	121.10	2200	0.36
MPHT-480/480/78-6APHD2G	MERV 11	19	19	3.10	18.89	18.89	3.07	49.50	910	0.36
MPHT-610/610/78-6APHD2G	MERV 11	24	24	3.10	24.00	24.00	3.07	80.70	1500	0.36
MPHT-610/915/78-6APHD2G	MERV 11	24	36	3.10	24.00	36.00	3.07	121.00	2200	0.36

Part Number	ASHRAE 52.2	Nominal Size			Actual Size			Media Area (sq.ft)	Air Flow (cfm)	Pressure Drop (inches w. g.)
		Height (inch)	Width (inch)	Depth (inch)	Height (inch)	Width (inch)	Depth (inch)			
MPHT-480/480/40-8APHD2G	MERV 14	19	19	1.60	18.89	18.89	1.57	35.50	582	0.40
MPHT-610/610/40-8APHD2G	MERV 14	24	24	1.60	24.00	24.00	1.57	58.10	940	0.40
MPHT-610/915/40-8APHD2G	MERV 14	24	36	1.60	24.00	36.00	1.57	87.10	1400	0.40
MPHT-480/480/55-8APHD2G	MERV 14	19	19	2.16	18.89	18.89	2.16	49.50	730	0.40
MPHT-610/610/55-8APHD2G	MERV 14	24	24	2.16	24.00	24.00	2.16	80.70	1170	0.40
MPHT-610/915/55-8APHD2G	MERV 14	24	36	2.16	24.00	36.00	2.16	121.10	1750	0.40
MPHT-480/480/78-8APHD2G	MERV 14	19	19	3.10	18.89	18.89	3.10	49.50	730	0.40
MPHT-610/610/78-8APHD2G	MERV 14	24	24	3.10	24.00	24.00	3.10	80.70	1170	0.40
MPHT-610/915/78-8APHD2G	MERV 14	24	36	3.10	24.00	36.00	3.10	121.00	1750	0.40

# MASHT SERIES 12" DEEP FRAME

## HIGH TEMPERATURE FILTERS

<b>Media</b>	Microglass Fiber
<b>Frame</b>	Galvanized Steel
<b>Seperators</b>	Corrugated Aluminium
<b>Final Pressure Drop</b>	1.5" w. g.
<b>Operating Temperature</b>	750°F
<b>Gasket</b>	High Temperature Gasket
<b>Header Thickness</b>	0.78" (1H: Single Header 2H: Double Header)

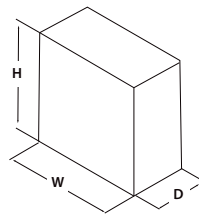


### Applications

- Automotive industry

### Advantages

- High efficiency
- High surface area



Part Number	ASHRAE 52.2	Nominal Size			Actual Size			Media Area (sq.ft)	Air Flow (cfm)	Pressure Drop (inches w. g.)
		Height (inch)	Width (inch)	Depth (inch)	Height (inch)	Width (inch)	Depth (inch)			
MASHT-287/592/292-6GHD2G-1H20	MERV 11	12	24	12	11.30	23.30	11.50	48.40	1000	0.48
MASHT-592/592/292-6GHD2G-1H20	MERV 11	24	24	12	23.30	23.30	11.50	96.80	2000	0.48
MASHT-287/592/292-6GHD2G-1H20-6	MERV 11	12	24	12	11.30	23.30	11.50	64.50	1000	0.48
MASHT-592/592/292-6GHD2G-1H20-12	MERV 11	24	24	12	23.30	23.30	11.50	129.10	2000	0.48
MASHT-305/610/292-6GHD2G	MERV 11	12	24	12	12.00	24.00	11.50	64.50	1250	0.60
MASHT-610/610/292-6GHD2G	MERV 11	24	24	12	24.00	24.00	11.50	129.10	2500	0.60
MASHT-305/610/292-6GHD2G-7	MERV 11	12	24	12	12.00	24.00	11.50	75.30	1250	0.60
MASHT-610/610/292-6GHD2G-14	MERV 11	24	24	12	24.00	24.00	11.50	150.60	2500	0.60
MASHT-287/592/292-8GHD2G-1H20	MERV 14	12	24	12	11.30	23.30	11.50	48.40	1000	0.60
MASHT-592/592/292-8GHD2G-1H20	MERV 14	24	24	12	23.30	23.30	11.50	96.80	2000	0.60
MASHT-287/592/292-8GHD2G-1H20-6	MERV 14	12	24	12	11.30	23.30	11.50	64.50	1000	0.60
MASHT-592/592/292-8GHD2G-1H20-12	MERV 14	24	24	12	23.30	23.30	11.50	129.10	2000	0.60
MASHT-305/610/292-8GHD2G	MERV 14	12	24	12	12.00	24.00	11.50	64.50	1250	0.68
MASHT-610/610/292-8GHD2G	MERV 14	24	24	12	24.00	24.00	11.50	129.10	2500	0.68
MASHT-305/610/292-8GHD2G-7	MERV 14	12	24	12	12.00	24.00	11.50	75.30	1250	0.68
MASHT-610/610/292-8GHD2G-14	MERV 14	24	24	12	24.00	24.00	11.50	150.60	2500	0.68






# 05

## **CARBON FILTERS**

MV-ACP SERIES	<b>64</b>
MV-ACX SERIES	<b>65</b>
ACTIVATED CARBON V CELL FILTERS	<b>66</b>
ACTIVATED CARBON PANEL FILTERS	<b>66</b>
ACTIVATED CARBON CARTRIDGES	<b>67</b>
ACTIVATED CARBON HOUSINGS	<b>67</b>



CARBON FILTERS

# MV-ACP SERIES

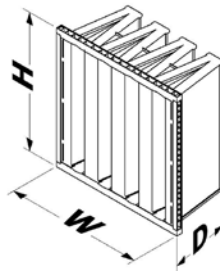
<b>Media</b>	Activated Carbon between Layers of Synthetic Media
<b>Media Weight</b>	0,092 lb/ft <sup>2</sup>
<b>Total Weight</b>	7,93 lb
<b>Frame</b>	ABS
<b>Final Pressure Drop</b>	1.5" w. g.
<b>Operating Temperature</b>	100°F
<b>Gasket</b>	Optional
<b>Sealant</b>	Polyurethane
<b>Header Thickness</b>	3/4" or 1"

**Applications**

- Deodorization and purification of gaseous pollutants

**Advantages**

- High air flow



Part Number	ASHRAE 52.2	Nominal Size			Actual Size			Media Area (sq.ft)	Air Flow (cfm)	Pressure Drop (inches w. g.)
		Height (inch)	Width (inch)	Depth (inch)	Height (inch)	Width (inch)	Depth (inch)			
MV-ACP-01	-	24	12	12	23.3	11.5	11.50	43	1000	0.30
MV-ACP-02	-	24	20	12	23.3	19.3	11.50	70	1650	0.30
MV-ACP-03	-	24	24	12	23.3	23.3	11.50	86	2000	0.30
MV-F7SMAC-01	MERV 13	24	12	12	23.3	11.5	11.50	43	1000	0.48
MV-F7SMAC-02	MERV 13	24	20	12	23.3	19.3	11.50	70	1650	0.48
MV-F7SMAC-03	MERV 13	24	24	12	23.3	23.3	11.50	86	2000	0.48

# MV-ACX SERIES

## CARBON FILTERS


<b>Media</b>	Blended media of Activated Carbon and Potassium between Layers of Synthetic Media
<b>Media Weight</b>	0.092 lb/ft <sup>2</sup>
<b>Frame</b>	ABS
<b>Final Pressure Drop</b>	1.5" w. g.
<b>Operating Temperature</b>	100°F
<b>Gasket</b>	Optional
<b>Sealant</b>	Polyurethane
<b>Header Thickness</b>	3/4" or 1"
<b>Relative Humidity</b>	70% max.

### Applications

- Museums, art galleries, libraries etc.

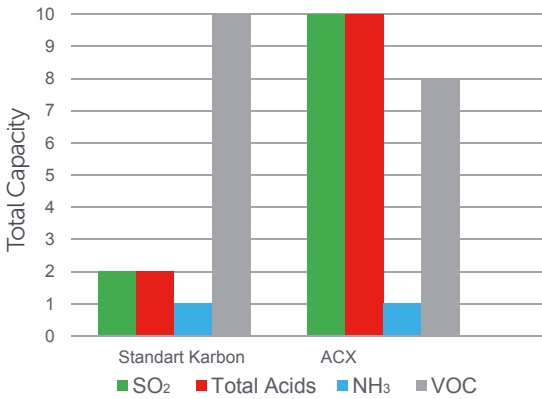
### Advantages

- High air flow

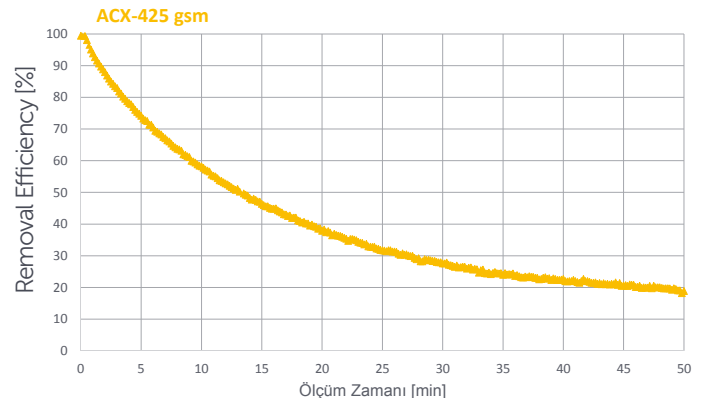


Part Number	ASHRAE 52.2	Nominal Size			Actual Size			Media Area (sq.ft)	Air Flow (cfm)	Pressure Drop (inches w. g.)
		Height (inch)	Width (inch)	Depth (inch)	Height (inch)	Width (inch)	Depth (inch)			
MV-ACX-01	-	24	12	12	23.3	11.5	11.50	43	1000	0.30
MV-ACX-02	-	24	20	12	23.3	19.3	11.50	70	1650	0.30
MV-ACX-03	-	24	24	12	23.3	23.3	11.50	86	2000	0.30
MV-F7SMACX-01	MERV 13	24	12	12	23.3	11.5	11.50	43	1000	0.48
MV-F7SMACX-02	MERV 13	24	20	12	23.3	19.3	11.50	70	1650	0.48
MV-F7SMACX-03	MERV 13	24	24	12	23.3	23.3	11.50	86	2000	0.48

Total capacity values depending on type of impregnation



ACX Carbon media test - tracer gas SO<sub>2</sub>  
concentration: 30ppm 10cm/s conditions: 23°C, 50% rF



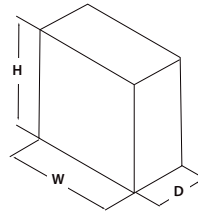
## ▶ ACTIVATED CARBON V CELL FILTERS

CARBON FILTERS ◀

<b>Carbon Type</b>	ACG
<b>Material</b>	Galvanized Steel
<b>RH. Max</b>	70%
<b>Operating Temperature</b>	100°F
<b>Sealant</b>	Polyurethane

### Applications

- Absorption of odors and gases



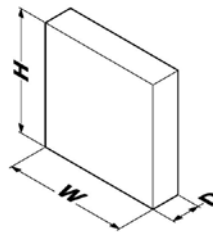
Part Number	Nominal Size			Actual Size			Min. Contact Time (s)	Air Flow (cfm)	Pressure Drop (inches w. g.)
	Height (inch)	Width (inch)	Depth (inch)	Height (inch)	Width (inch)	Depth (inch)			
MV-305/610/292-3/4-ACG	12	24	12	12	24	11.5	0.2	1000	0.48
MV-610/610/292-5/6-ACG	24	24	12	24	24	11.5	0.2	2000	0.48

## ▶ ACTIVATED CARBON PANEL FILTERS

<b>Carbon Type</b>	ACG
<b>Material</b>	Galvanized Steel
<b>RH. Max</b>	70%
<b>Operating Temperature</b>	100°F
<b>Sealant</b>	Polyurethane

### Applications

- Absorption of odors and gases



Part Number	Nominal Size			Actual Size			Min. Contact Time (s)	Air Flow (cfm)	Pressure Drop (inches w. g.)
	Height (inch)	Width (inch)	Depth (inch)	Height (inch)	Width (inch)	Depth (inch)			
MSKP-305/610/25-ACG	12	24	1	12	24	0.98	0.2	100	0.2
MSKP-610/610/25-ACG	24	24	1	24	24	0.98	0.2	200	0.2

## ▶ ACTIVATED CARBON CARTRIDGES

CARBON FILTERS ◀

<b>Filter Part Name</b>	MHA 165-450-ACG
<b>Carbon Type</b>	ACG
<b>Material</b>	Galvanized Steel with Epoxy Paint
<b>Gasket</b>	Epdm
<b>Amount of Carbon</b>	~8.818 lb
<b>RH. Max</b>	70%
<b>Operating Temperature</b>	100°F

### Applications

- Absorption of odors and gases




## ▶ ACTIVATED CARBON HOUSINGS

<b>Part Name</b>	MACT-605/605/37
<b>Material</b>	Galvanized Steel with Epoxy Paint
<b>Number of Cartridge</b>	9
<b>Air Flow</b>	2000 cfm
<b>Pressure Drop</b>	0.60" w. g.
<b>Weight of Housing</b>	15.432 lb




<b>Part Name</b>	MACT-300/605/37
<b>Material</b>	Galvanized Steel with Epoxy Paint
<b>Number of Cartridge</b>	5
<b>Air Flow</b>	1000 cfm
<b>Pressure Drop</b>	0.60" w. g.
<b>Weight of Housing</b>	7.716 lb



# 06


## HEPA & ULPA FILTERS

HFN SERIES ALUMINIUM PROFILE 2.75" DEEP FRAME	70
HFN SERIES ALUMINIUM PROFILE 3.07" DEEP FRAME	72
HFN SERIES MDF 3.07" DEEP FRAME	74
HFN SERIES GEL SEAL 2.87" DEEP FRAME	76
HFN SERIES GEL SEAL 3.15" DEEP FRAME	78
HFP SERIES GEL SEAL 3.46" DEEP FRAME	80
HFP SERIES GEL SEAL 4.09" DEEP FRAME	82
HFP SERIES ALUMINIUM PROFILE 3.54" DEEP FRAME	84
HFN SERIES ALUMINIUM PROFILE 5.90" DEEP FRAME	86
HFN SERIES MDF 5.90" DEEP FRAME	88
HFP SERIES ALUMINIUM PROFILE 5.90" DEEP FRAME	90
HFP SERIES MDF 5.90" DEEP FRAME	92
HFS SERIES ALUMINIUM PROFILE 4.33" DEEP FRAME	94
HFS SERIES ALUMINIUM PROFILE 5.90" DEEP FRAME	96
HFS SERIES MDF 5.90" DEEP FRAME	98
HFH SERIES MDF 11.5" DEEP FRAME	100
HFH SERIES SHEET METAL 11.5" DEEP FRAME	101
HFX SERIES MDF 11.5" DEEP FRAME	102
HFX SERIES SHEET METAL 11.5" DEEP FRAME	103
MV HEPA SERIES PLASTIC 11.5" DEEP FRAME	104
MVH SERIES PLASTIC MAX. FLOW 11.5" DEEP FRAME	105
MVH SERIES METAL MAX. FLOW 11.5" DEEP FRAME	106
MVH SERIES GEL SEAL 11.5" DEEP FRAME	107
MHH SERIES MICRO HOOD FILTER 5" DEEP FRAME	108
MHH SERIES MICRO HOOD FILTER 6" DEEP FRAME	109



HEPA & ULPA  
FILTERS

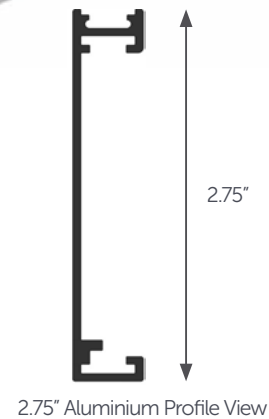
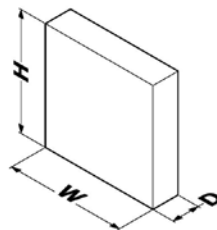
<b>Media</b>	Microglass Fiber
<b>Frame</b>	Extruded Anodized Aluminium
<b>Final Pressure Drop</b>	2.4" w.g.
<b>Operating Temperature</b>	176°F
<b>Filter Efficiency</b>	95% @ 0.3µm - 99.9995% @ MPPS
<b>Gasket</b>	Half Round Endless Polyurethane
<b>Protection Grids</b>	Painted Aluminium on Both Sides
<b>Separators</b>	Hotmelt



**Applications**

- Air conditioning systems (Hospitals, Laboratories, Museums)
- Industrial processes (Pharmaceutical, Food, Microelectronics)

**CLASSIFIED**  
 **AIR FILTER UNIT AS TO FLAMMABILITY ONLY R39025**



Part Number	Nominal Size			Actual Size			Media Area (sq.ft)	Air Flow (cfm)	Pressure Drop (inches w. g.)
	Height (inch)	Width (inch)	Depth (inch)	Height (inch)	Width (inch)	Depth (inch)			

**▶ 95% @ 0.3µm-85% @ MPPS**

HFN-305/305/70-10APD2G	12	12	3	12.00	12.00	2.75	28.00	90	0.20
HFN-305/610/70-10APD2G	12	24	3	12.00	24.01	2.75	56.00	180	0.20
HFN-457/610/70-10APD2G	18	24	3	17.99	24.01	2.75	84.00	265	0.20
HFN-610/610/70-10APD2G	24	24	3	24.01	24.01	2.75	112.00	360	0.20
HFN-610/1220/70-10APD2G	24	48	3	24.01	48.03	2.75	224.00	720	0.20
HFN-610/1830/70-10APD2G	24	72	3	24.01	72.04	2.75	336.00	1080	0.20

**▶ 99.99% @ 0.3µm-99.95% @ MPPS**

HFN-305/305/70-13APD2G	12	12	3	12.00	12.00	2.75	28.00	90	0.44
HFN-305/610/70-13APD2G	12	24	3	12.00	24.01	2.75	56.00	180	0.44
HFN-457/610/70-13APD2G	18	24	3	17.99	24.01	2.75	84.00	265	0.44
HFN-610/610/70-13APD2G	24	24	3	24.01	24.01	2.75	112.00	360	0.44
HFN-610/1220/70-13APD2G	24	48	3	24.01	48.03	2.75	224.00	720	0.44
HFN-610/1830/70-13APD2G	24	72	3	24.01	72.04	2.75	336.00	1080	0.44

Part Number	Nominal Size			Actual Size			Media Area (sq.ft)	Air Flow (cfm)	Pressure Drop (inches w. g.)
	Height (inch)	Width (inch)	Depth (inch)	Height (inch)	Width (inch)	Depth (inch)			

**▶ 99.999% @ 0.3µm-99.995% @MPPS**

HFN-305/305/70-14APD2G	12	12	3	12.00	12.00	2.75	28.00	90	0.48
HFN-305/610/70-14APD2G	12	24	3	12.00	24.01	2.75	56.00	180	0.48
HFN-457/610/70-14APD2G	18	24	3	17.99	24.01	2.75	84.00	265	0.48
HFN-610/610/70-14APD2G	24	24	3	24.01	24.01	2.75	112.00	360	0.48
HFN-610/1220/70-14APD2G	24	48	3	24.01	48.03	2.75	224.00	720	0.48
HFN-610/1830/70-14APD2G	24	72	3	24.01	72.04	2.75	336.00	1080	0.48

**▶ 99.9999% @ 0.3µm-99.9995% @MPPS**

HFN-305/305/70-15APD2G	12	12	3	12.00	12.00	2.75	28.00	90	0.56
HFN-305/610/70-15APD2G	12	24	3	12.00	24.01	2.75	56.00	180	0.56
HFN-457/610/70-15APD2G	18	24	3	17.99	24.01	2.75	84.00	265	0.56
HFN-610/610/70-15APD2G	24	24	3	24.01	24.01	2.75	112.00	360	0.56
HFN-610/1220/70-15APD2G	24	48	3	24.01	48.03	2.75	224.00	720	0.56
HFN-610/1830/70-15APD2G	24	72	3	24.01	72.04	2.75	336.00	1080	0.56

# HFN SERIES ALUMINIUM PROFILE 3.07" DEEP FRAME

HEPA & ULPA FILTERS

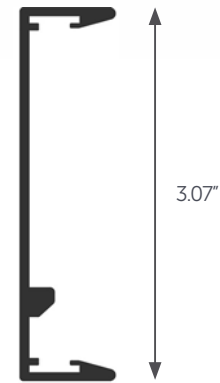
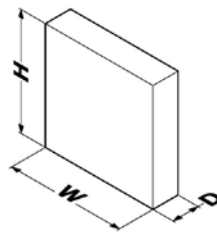
<b>Media</b>	Microglass Fiber
<b>Frame</b>	Extruded Anodized Aluminium
<b>Final Pressure Drop</b>	2.4" w.g.
<b>Operating Temperature</b>	176°F
<b>Filter Efficiency</b>	95% @ 0.3µm - 99.9995% @ MPPS
<b>Gasket</b>	Flat Neoprene
<b>Protection Grids</b>	Painted Aluminium on Both Sides
<b>Separators</b>	Hotmelt



### Applications

- Air conditioning systems (Hospitals, Laboratories, Museums)
- Industrial processes (Pharmaceutical, Food, Microelectronics)

**CLASSIFIED**  
**UL**  
**AIR FILTER UNIT**  
**AS TO FLAMMABILITY ONLY**  
**R39025**



3.07" Aluminium Profile View

Part Number	Nominal Size			Actual Size			Media Area (sq.ft)	Air Flow (cfm)	Pressure Drop (inches w. g.)
	Height (inch)	Width (inch)	Depth (inch)	Height (inch)	Width (inch)	Depth (inch)			

### ► 95% @ 0.3µm-85% @ MPPS

HFN-305/305/78-10APD2G	12	12	3	12.00	12.00	3.07	28.00	90	0.20
HFN-305/610/78-10APD2G	12	24	3	12.00	24.01	3.07	56.00	180	0.20
HFN-457/610/78-10APD2G	18	24	3	17.99	24.01	3.07	84.00	265	0.20
HFN-610/610/78-10APD2G	24	24	3	24.01	24.01	3.07	112.00	360	0.20
HFN-610/1220/78-10APD2G	24	48	3	24.01	48.03	3.07	224.00	720	0.20
HFN-610/1830/78-10APD2G	24	72	3	24.01	72.04	3.07	336.00	1080	0.20

### ► 99.99% @ 0.3µm-99.95% @ MPPS

HFN-305/305/78-13APD2G	12	12	3	12.00	12.00	3.07	28.00	90	0.44
HFN-305/610/78-13APD2G	12	24	3	12.00	24.01	3.07	56.00	180	0.44
HFN-457/610/78-13APD2G	18	24	3	17.99	24.01	3.07	84.00	265	0.44
HFN-610/610/78-13APD2G	24	24	3	24.01	24.01	3.07	112.00	360	0.44
HFN-610/1220/78-13APD2G	24	48	3	24.01	48.03	3.07	224.00	720	0.44
HFN-610/1830/78-13APD2G	24	72	3	24.01	72.04	3.07	336.00	1080	0.44

Part Number	Nominal Size			Actual Size			Media Area (sq.ft)	Air Flow (cfm)	Pressure Drop (inches w. g.)
	Height (inch)	Width (inch)	Depth (inch)	Height (inch)	Width (inch)	Depth (inch)			

**▶ 99.999% @ 0.3µm-99.995% @ MPPS**

HFN-305/305/78-14APD2G	12	12	3	12.00	12.00	3.07	28.00	90	0.48
HFN-305/610/78-14APD2G	12	24	3	12.00	24.01	3.07	56.00	180	0.48
HFN-457/610/78-14APD2G	18	24	3	17.99	24.01	3.07	84.00	265	0.48
HFN-610/610/78-14APD2G	24	24	3	24.01	24.01	3.07	112.00	360	0.48
HFN-610/1220/78-14APD2G	24	48	3	24.01	48.03	3.07	224.00	720	0.48
HFN-610/1830/78-14APD2G	24	72	3	24.01	72.04	3.07	336.00	1080	0.48

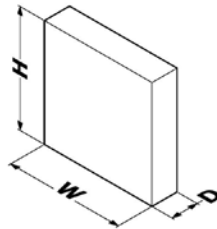
**▶ 99.9999% @ 0.3µm-99.9995% @ MPPS**

HFN-305/305/78-15APD2G	12	12	3	12.00	12.00	3.07	28.00	90	0.56
HFN-305/610/78-15APD2G	12	24	3	12.00	24.01	3.07	56.00	180	0.56
HFN-457/610/78-15APD2G	18	24	3	17.99	24.01	3.07	84.00	265	0.56
HFN-610/610/78-15APD2G	24	24	3	24.01	24.01	3.07	112.00	360	0.56
HFN-610/1220/78-15APD2G	24	48	3	24.01	48.03	3.07	224.00	720	0.56
HFN-610/1830/78-15APD2G	24	72	3	24.01	72.04	3.07	336.00	1080	0.56

<b>Media</b>	Microglass Fiber
<b>Frame</b>	MDF
<b>Final Pressure Drop</b>	2.4" w.g.
<b>Operating Temperature</b>	176°F
<b>Filter Efficiency</b>	95% @ 0.3µm - 99.999% @ 0.3µm
<b>Gasket</b>	Flat Neoprene or Half Round Endless Polyurethane
<b>Protection Grids</b>	Optional
<b>Separators</b>	Hotmelt

**Applications**

- Air conditioning systems (Hospitals, Laboratories, Museums)
- Industrial processes (Pharmaceutical, Food, Microelectronics)



Part Number	Nominal Size			Actual Size			Media Area (sq.ft)	Air Flow (cfm)	Pressure Drop (inches w. g.)
	Height (inch)	Width (inch)	Depth (inch)	Height (inch)	Width (inch)	Depth (inch)			

**▶ 95% @ 0.3µm-85% @ MPPS**

HFN-305/305/78-10PD	12	12	3	12.00	12.00	3.07	28.00	412	1.0
HFN-305/610/78-10PD	12	24	3	12.00	24.01	3.07	56.00	824	1.0
HFN-457/610/78-10PD	18	24	3	17.99	24.01	3.07	84.00	1236	1.0
HFN-610/610/78-10PD	24	24	3	24.01	24.01	3.07	112.00	1648	1.0
HFN-610/1220/78-10PD	24	48	3	24.01	48.03	3.07	224.00	3296	1.0
HFN-610/1830/78-10PD	24	72	3	24.01	72.04	3.07	336.00	4944	1.0

**▶ 99.99% @ 0.3µm-99.95% @ MPPS**

HFN-305/305/78-13PD	12	12	3	12.00	12.00	3.07	28.00	182	1.0
HFN-305/610/78-13PD	12	24	3	12.00	24.01	3.07	56.00	367	1.0
HFN-457/610/78-13PD	18	24	3	17.99	24.01	3.07	84.00	547	1.0
HFN-610/610/78-13PD	24	24	3	24.01	24.01	3.07	112.00	735	1.0
HFN-610/1220/78-13PD	24	48	3	24.01	48.03	3.07	224.00	1471	1.0
HFN-610/1830/78-13PD	24	72	3	24.01	72.04	3.07	336.00	2207	1.0

Part Number	Nominal Size			Actual Size			Media Area (sq.ft)	Air Flow (cfm)	Pressure Drop (inches w. g.)
	Height (inch)	Width (inch)	Depth (inch)	Height (inch)	Width (inch)	Depth (inch)			


▶ 99.999% @ 0.3µm-99.995% @ MPPS

HFN-305/305/78-14PD	12	12	3	12.00	12.00	3.07	28.00	161	1.0
HFN-305/610/78-14PD	12	24	3	12.00	24.01	3.07	56.00	323	1.0
HFN-457/610/78-14PD	18	24	3	17.99	24.01	3.07	84.00	482	1.0
HFN-610/610/78-14PD	24	24	3	24.01	24.01	3.07	112.00	647	1.0
HFN-610/1220/78-14PD	24	48	3	24.01	48.03	3.07	224.00	1294	1.0
HFN-610/1830/78-14PD	24	72	3	24.01	72.04	3.07	336.00	1942	1.0

# ▶ HFN SERIES GEL SEAL 2.87" DEEP FRAME

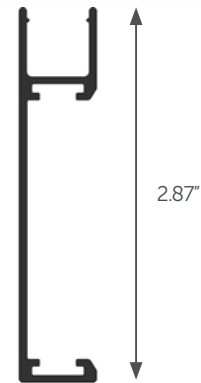
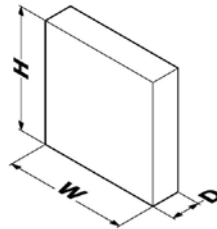
HEPA & ULPA FILTERS ◀

<b>Media</b>	Microglass Fiber
<b>Frame</b>	Extruded Anodized Aluminium
<b>Final Pressure Drop</b>	2.4" w.g.
<b>Operating Temperature</b>	176°F
<b>Filter Efficiency</b>	95% @ 0.3µm - 99.9995% @ MPPS
<b>Gasket</b>	Gel
<b>Protection Grids</b>	Painted Aluminium on Both Sides
<b>Separators</b>	Hotmelt



### Applications

- Air conditioning systems (Hospitals, Laboratories, Museums)
- Industrial processes (Pharmaceutical, Food, Microelectronics)



2.87" Aluminium Profile View

Part Number	Nominal Size			Actual Size			Media Area (sq.ft)	Air Flow (cfm)	Pressure Drop (inches w. g.)
	Height (inch)	Width (inch)	Depth (inch)	Height (inch)	Width (inch)	Depth (inch)			

### ▶ 95% @ 0.3µm-85% @ MPPS

HFN-305/305/73-10APJ2G	12	12	3	12.00	12.00	2.87	28.00	90	0.20
HFN-305/610/73-10APJ2G	12	24	3	12.00	24.01	2.87	56.00	180	0.20
HFN-457/610/73-10APJ2G	18	24	3	17.99	24.01	2.87	84.00	265	0.20
HFN-610/610/73-10APJ2G	24	24	3	24.01	24.01	2.87	112.00	360	0.20
HFN-610/1220/73-10APJ2G	24	48	3	24.01	48.03	2.87	224.00	720	0.20
HFN-610/1830/73-10APJ2G	24	72	3	24.01	72.04	2.87	336.00	1080	0.20

### ▶ 99.99% @ 0.3µm-99.95% @ MPPS

HFN-305/305/73-13APJ2G	12	12	3	12.00	12.00	2.87	28.00	90	0.44
HFN-305/610/73-13APJ2G	12	24	3	12.00	24.01	2.87	56.00	180	0.44
HFN-457/610/73-13APJ2G	18	24	3	17.99	24.01	2.87	84.00	265	0.44
HFN-610/610/73-13APJ2G	24	24	3	24.01	24.01	2.87	112.00	360	0.44
HFN-610/1220/73-13APJ2G	24	48	3	24.01	48.03	2.87	224.00	720	0.44
HFN-610/1830/73-13APJ2G	24	72	3	24.01	72.04	2.87	336.00	1080	0.44

Part Number	Nominal Size			Actual Size			Media Area (sq.ft)	Air Flow (cfm)	Pressure Drop (inches w. g.)
	Height (inch)	Width (inch)	Depth (inch)	Height (inch)	Width (inch)	Depth (inch)			

**▶ 99.999% @ 0.3µm-99.995% @ MPPS**

HFN-305/305/73-14APJ2G	12	12	3	12.00	12.00	2.87	28.00	90	0.48
HFN-305/610/73-14APJ2G	12	24	3	12.00	24.01	2.87	56.00	180	0.48
HFN-457/610/73-14APJ2G	18	24	3	17.99	24.01	2.87	84.00	265	0.48
HFN-610/610/73-14APJ2G	24	24	3	24.01	24.01	2.87	112.00	360	0.48
HFN-610/1220/73-14APJ2G	24	48	3	24.01	48.03	2.87	224.00	720	0.48
HFN-610/1830/73-14APJ2G	24	72	3	24.01	72.04	2.87	336.00	1080	0.48

**▶ 99.9999% @ 0.3µm-99.9995% @ MPPS**

HFN-305/305/73-15APJ2G	12	12	3	12.00	12.00	2.87	28.00	90	0.56
HFN-305/610/73-15APJ2G	12	24	3	12.00	24.01	2.87	56.00	180	0.56
HFN-457/610/73-15APJ2G	18	24	3	17.99	24.01	2.87	84.00	265	0.56
HFN-610/610/73-15APJ2G	24	24	3	24.01	24.01	2.87	112.00	360	0.56
HFN-610/1220/73-15APJ2G	24	48	3	24.01	48.03	2.87	224.00	720	0.56
HFN-610/1830/73-15APJ2G	24	72	3	24.01	72.04	2.87	336.00	1080	0.56

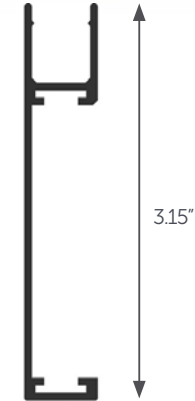

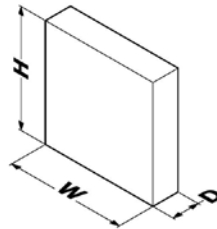
# HFN SERIES GEL SEAL 3.15" DEEP FRAME

## HEPA & ULPA FILTERS

<b>Media</b>	Microglass Fiber
<b>Frame</b>	Extruded Anodized Aluminium
<b>Final Pressure Drop</b>	2.4" w.g.
<b>Operating Temperature</b>	176°F
<b>Filter Efficiency</b>	95% @ 0.3µm - 99.9995% @ MPPS
<b>Gasket</b>	Gel
<b>Protection Grids</b>	Painted Aluminium on Both Sides
<b>Separators</b>	Hotmelt

### Applications

- Air conditioning systems (Hospitals, Laboratories, Museums)
- Industrial processes (Pharmaceutical, Food, Microelectronics)



3.15" Aluminium Profile View

Part Number	Nominal Size			Actual Size			Media Area (sq.ft)	Air Flow (cfm)	Pressure Drop (inches w. g.)
	Height (inch)	Width (inch)	Depth (inch)	Height (inch)	Width (inch)	Depth (inch)			

### ► 95% @ 0.3µm-85% @ MPPS

HFN-305/305/80-10APJ2G	12	12	3.2	12.00	12.00	3.15	28.00	90	0.20
HFN-305/610/80-10APJ2G	12	24	3.2	12.00	24.01	3.15	56.00	180	0.20
HFN-457/610/80-10APJ2G	18	24	3.2	17.99	24.01	3.15	84.00	265	0.20
HFN-610/610/80-10APJ2G	24	24	3.2	24.01	24.01	3.15	112.00	360	0.20
HFN-610/1220/80-10APJ2G	24	48	3.2	24.01	48.03	3.15	224.00	720	0.20
HFN-610/1830/80-10APJ2G	24	72	3.2	24.01	72.04	3.15	336.00	1080	0.20

### ► 99.99% @ 0.3µm-99.95% @ MPPS

HFN-305/305/80-13APJ2G	12	12	3.2	12.00	12.00	3.15	28.00	90	0.44
HFN-305/610/80-13APJ2G	12	24	3.2	12.00	24.01	3.15	56.00	180	0.44
HFN-457/610/80-13APJ2G	18	24	3.2	17.99	24.01	3.15	84.00	265	0.44
HFN-610/610/80-13APJ2G	24	24	3.2	24.01	24.01	3.15	112.00	360	0.44
HFN-610/1220/80-13APJ2G	24	48	3.2	24.01	48.03	3.15	224.00	720	0.44
HFN-610/1830/80-13APJ2G	24	72	3.2	24.01	72.04	3.15	336.00	1080	0.44

Part Number	Nominal Size			Actual Size			Media Area (sq.ft)	Air Flow (cfm)	Pressure Drop (inches w. g.)
	Height (inch)	Width (inch)	Depth (inch)	Height (inch)	Width (inch)	Depth (inch)			

**▶ 99.999% @ 0.3µm-99.995% @ MPPS**

HFN-305/305/80-14APJ2G	12	12	3.2	12.00	12.00	3.15	28.00	90	0.48
HFN-305/610/80-14APJ2G	12	24	3.2	12.00	24.01	3.15	56.00	180	0.48
HFN-457/610/80-14APJ2G	18	24	3.2	17.99	24.01	3.15	84.00	265	0.48
HFN-610/610/80-14APJ2G	24	24	3.2	24.01	24.01	3.15	112.00	360	0.48
HFN-610/1220/80-14APJ2G	24	48	3.2	24.01	48.03	3.15	224.00	720	0.48
HFN-610/1830/80-14APJ2G	24	72	3.2	24.01	72.04	3.15	336.00	1080	0.48

**▶ 99.9999% @ 0.3µm-99.9995% @ MPPS**

HFN-305/305/80-15APJ2G	12	12	3.2	12.00	12.00	3.15	28.00	90	0.56
HFN-305/610/80-15APJ2G	12	24	3.2	12.00	24.01	3.15	56.00	180	0.56
HFN-457/610/80-15APJ2G	18	24	3.2	17.99	24.01	3.15	84.00	265	0.56
HFN-610/610/80-15APJ2G	24	24	3.2	24.01	24.01	3.15	112.00	360	0.56
HFN-610/1220/80-15APJ2G	24	48	3.2	24.01	48.03	3.15	224.00	720	0.56
HFN-610/1830/80-15APJ2G	24	72	3.2	24.01	72.04	3.15	336.00	1080	0.56

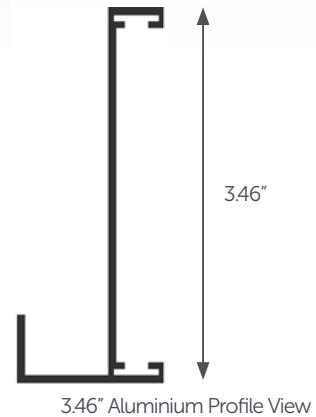

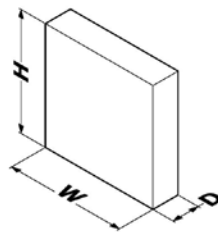
# HFP SERIES GEL SEAL 3.46" DEEP FRAME

HEPA & ULPA FILTERS

<b>Media</b>	Microglass Fiber
<b>Frame</b>	Extruded Anodized Aluminium
<b>Final Pressure Drop</b>	2.4" w.g.
<b>Operating Temperature</b>	176°F
<b>Filter Efficiency</b>	95% @ 0.3µm - 99.9995% @ MPPS
<b>Gasket</b>	Gel
<b>Protection Grids</b>	Painted Aluminium on Both Sides
<b>Separators</b>	Hotmelt

### Applications

- Air conditioning systems  
(Hospitals, Laboratories, Museums)
- Industrial processes  
(Pharmaceutical, Food, Microelectronics)



Part Number	Nominal Size			Actual Size			Media Area (sq.ft)	Air Flow (cfm)	Pressure Drop (inches w. g.)
	Height (inch)	Width (inch)	Depth (inch)	Height (inch)	Width (inch)	Depth (inch)			

### ► 95% @ 0.3µm-85% @ MPPS

HFP-305/305/88-10APJ2G	12	12	3.5	12.00	12.00	3.46	33.00	90	0.14
HFP-305/610/88-10APJ2G	12	24	3.5	12.00	24.01	3.46	66.00	180	0.14
HFP-457/610/88-10APJ2G	18	24	3.5	17.99	24.01	3.46	101.00	265	0.14
HFP-610/610/88-10APJ2G	24	24	3.5	24.01	24.01	3.46	134.00	360	0.14
HFP-610/1220/88-10APJ2G	24	48	3.5	24.01	48.03	3.46	269.00	720	0.14
HFP-610/1830/88-10APJ2G	24	72	3.5	24.01	72.04	3.46	403.00	1080	0.14

### ► 99.99% @ 0.3µm-99.95% @ MPPS

HFP-305/305/88-13APJ2G	12	12	3.5	12.00	12.00	3.46	33.00	90	0.36
HFP-305/610/88-13APJ2G	12	24	3.5	12.00	24.01	3.46	66.00	180	0.36
HFP-457/610/88-13APJ2G	18	24	3.5	17.99	24.01	3.46	101.00	265	0.36
HFP-610/610/88-13APJ2G	24	24	3.5	24.01	24.01	3.46	134.00	360	0.36
HFP-610/1220/88-13APJ2G	24	48	3.5	24.01	48.03	3.46	269.00	720	0.36
HFP-610/1830/88-13APJ2G	24	72	3.5	24.01	72.04	3.46	403.00	1080	0.36

Part Number	Nominal Size			Actual Size			Media Area (sq.ft)	Air Flow (cfm)	Pressure Drop (inches w. g.)
	Height (inch)	Width (inch)	Depth (inch)	Height (inch)	Width (inch)	Depth (inch)			

**▶ 99.999% @ 0.3µm-99.995% @ MPPS**

HFP-305/305/88-14APJ2G	12	12	3.5	12.00	12.00	3.46	33.00	90	0.40
HFP-305/610/88-14APJ2G	12	24	3.5	12.00	24.01	3.46	66.00	180	0.40
HFP-457/610/88-14APJ2G	18	24	3.5	17.99	24.01	3.46	101.00	265	0.40
HFP-610/610/88-14APJ2G	24	24	3.5	24.01	24.01	3.46	134.00	360	0.40
HFP-610/1220/88-14APJ2G	24	48	3.5	24.01	48.03	3.46	269.00	720	0.40
HFP-610/1830/88-14APJ2G	24	72	3.5	24.01	72.04	3.46	403.00	1080	0.40


**▶ 99.9999% @ 0.3µm-99.9995% @ MPPS**

HFP-305/305/88-15APJ2G	12	12	3.5	12.00	12.00	3.46	33.00	90	0.48
HFP-305/610/88-15APJ2G	12	24	3.5	12.00	24.01	3.46	66.00	180	0.48
HFP-457/610/88-15APJ2G	18	24	3.5	17.99	24.01	3.46	101.00	265	0.48
HFP-610/610/88-15APJ2G	24	24	3.5	24.01	24.01	3.46	134.00	360	0.48
HFP-610/1220/88-15APJ2G	24	48	3.5	24.01	48.03	3.46	269.00	720	0.48
HFP-610/1830/88-15APJ2G	24	72	3.5	24.01	72.04	3.46	403.00	1080	0.48

# HFP SERIES GEL SEAL 4.09" DEEP FRAME


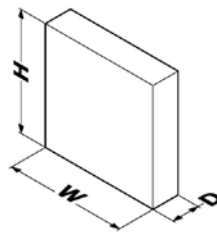
## HEPA & ULPA FILTERS

<b>Media</b>	Microglass Fiber
<b>Frame</b>	Extruded Anodized Aluminium
<b>Final Pressure Drop</b>	2.4" w.g.
<b>Operating Temperature</b>	176°F
<b>Filter Efficiency</b>	95% @ 0.3µm - 99.9995% @ MPPS
<b>Gasket</b>	Gel
<b>Protection Grids</b>	Painted Aluminium on Both Sides
<b>Separators</b>	Hotmelt



### Applications

- Air conditioning systems (Hospitals, Laboratories, Museums)
- Industrial processes (Pharmaceutical, Food, Microelectronics)



Part Number	Nominal Size			Actual Size			Media Area (sq.ft)	Air Flow (cfm)	Pressure Drop (inches w. g.)
	Height (inch)	Width (inch)	Depth (inch)	Height (inch)	Width (inch)	Depth (inch)			

### ► 95% @ 0.3µm-85% @ MPPS

HFP-305/305/104-10APJ2G	12	12	4.1	12.00	12.00	4.09	33.00	90	0.14
HFP-305/610/104-10APJ2G	12	24	4.1	12.00	24.01	4.09	66.00	180	0.14
HFP-457/610/104-10APJ2G	18	24	4.1	17.99	24.01	4.09	101.00	265	0.14
HFP-610/610/104-10APJ2G	24	24	4.1	24.01	24.01	4.09	134.00	360	0.14
HFP-610/1220/104-10APJ2G	24	48	4.1	24.01	48.03	4.09	269.00	720	0.14
HFP-610/1830/104-10APJ2G	24	72	4.1	24.01	72.04	4.09	403.00	1080	0.14

### ► 99.99% @ 0.3µm-99.95% @ MPPS

HFP-305/305/104-13APJ2G	12	12	4.1	12.00	12.00	4.09	33.00	90	0.36
HFP-305/610/104-13APJ2G	12	24	4.1	12.00	24.01	4.09	66.00	180	0.36
HFP-457/610/104-13APJ2G	18	24	4.1	17.99	24.01	4.09	101.00	265	0.36
HFP-610/610/104-13APJ2G	24	24	4.1	24.01	24.01	4.09	134.00	360	0.36
HFP-610/1220/104-13APJ2G	24	48	4.1	24.01	48.03	4.09	269.00	720	0.36
HFP-610/1830/104-13APJ2G	24	72	4.1	24.01	72.04	4.09	403.00	1080	0.36

Part Number	Nominal Size			Actual Size			Media Area (sq.ft)	Air Flow (cfm)	Pressure Drop (inches w. g.)
	Height (inch)	Width (inch)	Depth (inch)	Height (inch)	Width (inch)	Depth (inch)			

▶ **99.999% @ 0.3µm-99.995% @ MPPS**

HFP-305/305/104-14APJ2G	12	12	4.1	12.00	12.00	4.09	33.00	90	0.40
HFP-305/610/104-14APJ2G	12	24	4.1	12.00	24.01	4.09	66.00	180	0.40
HFP-457/610/104-14APJ2G	18	24	4.1	17.99	24.01	4.09	101.00	265	0.40
HFP-610/610/104-14APJ2G	24	24	4.1	24.01	24.01	4.09	134.00	360	0.40
HFP-610/1220/104-14APJ2G	24	48	4.1	24.01	48.03	4.09	269.00	720	0.40
HFP-610/1830/104-14APJ2G	24	72	4.1	24.01	72.04	4.09	403.00	1080	0.40

▶ **99.9999% @ 0.3µm-99.9995% @ MPPS**

HFP-305/305/104-15APJ2G	12	12	4.1	12.00	12.00	4.09	33.00	90	0.48
HFP-305/610/104-15APJ2G	12	24	4.1	12.00	24.01	4.09	66.00	180	0.48
HFP-457/610/104-15APJ2G	18	24	4.1	17.99	24.01	4.09	101.00	265	0.48
HFP-610/610/104-15APJ2G	24	24	4.1	24.01	24.01	4.09	134.00	360	0.48
HFP-610/1220/104-15APJ2G	24	48	4.1	24.01	48.03	4.09	269.00	720	0.48
HFP-610/1830/104-15APJ2G	24	72	4.1	24.01	72.04	4.09	403.00	1080	0.48

# HFP SERIES ALUMINIUM PROFILE 3.54" DEEP FRAME

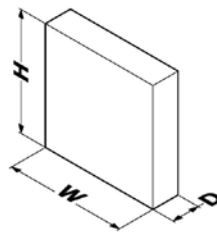
HEPA & ULPA FILTERS

<b>Media</b>	Microglass Fiber
<b>Frame</b>	Extruded Anodized Aluminium
<b>Final Pressure Drop</b>	2.4" w.g.
<b>Operating Temperature</b>	176°F
<b>Filter Efficiency</b>	95% @ 0.3µm - 99.9995% @ MPPS
<b>Gasket</b>	Half Round Endless Polyurethane
<b>Protection Grids</b>	Powder Coated Metal on Both Sides
<b>Separators</b>	Hotmelt

**Applications**

- Air conditioning systems (Hospitals, Laboratories, Museums)
- Industrial processes (Pharmaceutical, Food, Microelectronics)

**CLASSIFIED**  
**UL**  
**AIR FILTER UNIT**  
**AS TO FLAMMABILITY ONLY**  
**R39025**



3.54" Aluminium Profile View



Part Number	Nominal Size			Actual Size			Media Area (sq.ft)	Air Flow (cfm)	Pressure Drop (inches w. g.)
	Height (inch)	Width (inch)	Depth (inch)	Height (inch)	Width (inch)	Depth (inch)			

**▶ 95% @ 0.3µm-85% @ MPPS**

HFP-305/305/90-10APD2G	12	12	3.6	12.00	12.00	3.54	33.00	90	0.14
HFP-305/610/90-10APD2G	12	24	3.6	12.00	24.01	3.54	66.00	180	0.14
HFP-457/610/90-10APD2G	18	24	3.6	17.99	24.01	3.54	101.00	265	0.14
HFP-610/610/90-10APD2G	24	24	3.6	24.01	24.01	3.54	134.00	360	0.14
HFP-610/1220/90-10APD2G	24	48	3.6	24.01	48.03	3.54	269.00	720	0.14
HFP-610/1830/90-10APD2G	24	72	3.6	24.01	72.04	3.54	403.00	1080	0.14

**▶ 99.99% @ 0.3µm-99.95% @ MPPS**

HFP-305/305/90-13APD2G	12	12	3.6	12.00	12.00	3.54	33.00	90	0.36
HFP-305/610/90-13APD2G	12	24	3.6	12.00	24.01	3.54	66.00	180	0.36
HFP-457/610/90-13APD2G	18	24	3.6	17.99	24.01	3.54	101.00	265	0.36
HFP-610/610/90-13APD2G	24	24	3.6	24.01	24.01	3.54	134.00	360	0.36
HFP-610/1220/90-13APD2G	24	48	3.6	24.01	48.03	3.54	269.00	720	0.36
HFP-610/1830/90-13APD2G	24	72	3.6	24.01	72.04	3.54	403.00	1080	0.36

Part Number	Nominal Size			Actual Size			Media Area (sq.ft)	Air Flow (cfm)	Pressure Drop (inches w. g.)
	Height (inch)	Width (inch)	Depth (inch)	Height (inch)	Width (inch)	Depth (inch)			

**▶ 99.999% @ 0.3µm-99.995% @ MPPS**

HFP-305/305/90-14APD2G	12	12	3.6	12.00	12.00	3.54	33.00	90	0.40
HFP-305/610/90-14APD2G	12	24	3.6	12.00	24.01	3.54	66.00	180	0.40
HFP-457/610/90-14APD2G	18	24	3.6	17.99	24.01	3.54	101.00	265	0.40
HFP-610/610/90-14APD2G	24	24	3.6	24.01	24.01	3.54	134.00	360	0.40
HFP-610/1220/90-14APD2G	24	48	3.6	24.01	48.03	3.54	269.00	720	0.40
HFP-610/1830/90-14APD2G	24	72	3.6	24.01	72.04	3.54	403.00	1080	0.40


**▶ 99.9999% @ 0.3µm-99.9995% @ MPPS**

HFP-305/305/90-15APD2G	12	12	3.6	12.00	12.00	3.54	33.00	90	0.48
HFP-305/610/90-15APD2G	12	24	3.6	12.00	24.01	3.54	66.00	180	0.48
HFP-457/610/90-15APD2G	18	24	3.6	17.99	24.01	3.54	101.00	265	0.48
HFP-610/610/90-15APD2G	24	24	3.6	24.01	24.01	3.54	134.00	360	0.48
HFP-610/1220/90-15APD2G	24	48	3.6	24.01	48.03	3.54	269.00	720	0.48
HFP-610/1830/90-15APD2G	24	72	3.6	24.01	72.04	3.54	403.00	1080	0.48

# HFN SERIES ALUMINIUM PROFILE 5.90" DEEP FRAME

HEPA & ULPA FILTERS

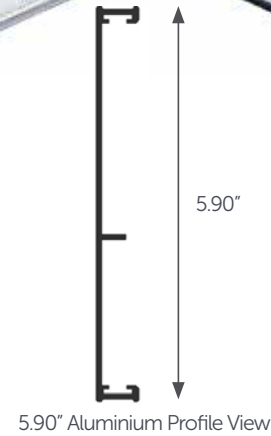
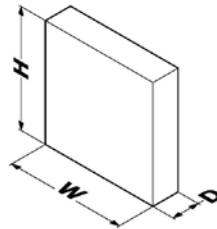
<b>Media</b>	Microglass Fiber
<b>Frame</b>	Extruded Anodized Aluminium
<b>Final Pressure Drop</b>	2.4" w.g.
<b>Operating Temperature</b>	176°F
<b>Filter Efficiency</b>	95% @ 0.3µm - 99.9995% @ MPPS
<b>Gasket</b>	Half Round Endless Polyurethane
<b>Protection Grids</b>	Powder Coated Metal on Both Sides
<b>Separators</b>	Hotmelt



**Applications**

- Air conditioning systems (Hospitals, Laboratories, Museums)
- Industrial processes (Pharmaceutical, Food, Microelectronics)

**CLASSIFIED**  
 **AIR FILTER UNIT AS TO FLAMMABILITY ONLY R39025**



Part Number	Nominal Size			Actual Size			Media Area (sq.ft)	Air Flow (cfm)	Pressure Drop (inches w. g.)
	Height (inch)	Width (inch)	Depth (inch)	Height (inch)	Width (inch)	Depth (inch)			

**► 95% @ 0.3µm-85% @ MPPS**

HFN-305/305/150-10APD2G	12	12	6	12.00	12.00	5.90	28.00	90	0.20
HFN-305/610/150-10APD2G	12	24	6	12.00	24.01	5.90	56.00	180	0.20
HFN-457/610/150-10APD2G	18	24	6	17.99	24.01	5.90	84.00	265	0.20
HFN-610/610/150-10APD2G	24	24	6	24.01	24.01	5.90	112.00	360	0.20
HFN-610/1220/150-10APD2G	24	48	6	24.01	48.03	5.90	224.00	720	0.20
HFN-610/1830/150-10APD2G	24	72	6	24.01	72.04	5.90	336.00	1080	0.20

**► 99.99% @ 0.3µm-99.95% @ MPPS**

HFN-305/305/150-13APD2G	12	12	6	12.00	12.00	5.90	28.00	90	0.44
HFN-305/610/150-13APD2G	12	24	6	12.00	24.01	5.90	56.00	180	0.44
HFN-457/610/150-13APD2G	18	24	6	17.99	24.01	5.90	84.00	265	0.44
HFN-610/610/150-13APD2G	24	24	6	24.01	24.01	5.90	112.00	360	0.44
HFN-610/1220/150-13APD2G	24	48	6	24.01	48.03	5.90	224.00	720	0.44
HFN-610/1830/150-13APD2G	24	72	6	24.01	72.04	5.90	336.00	1080	0.44

Part Number	Nominal Size			Actual Size			Media Area (sq.ft)	Air Flow (cfm)	Pressure Drop (inches w. g.)
	Height (inch)	Width (inch)	Depth (inch)	Height (inch)	Width (inch)	Depth (inch)			

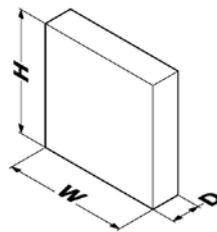
▶ **99.999% @ 0.3µm-99.995% @ MPPS**

HFN-305/305/150-14APD2G	12	12	6	12.00	12.00	5.90	28.00	90	0.48
HFN-305/610/150-14APD2G	12	24	6	12.00	24.01	5.90	56.00	180	0.48
HFN-457/610/150-14APD2G	18	24	6	17.99	24.01	5.90	84.00	265	0.48
HFN-610/610/150-14APD2G	24	24	6	24.01	24.01	5.90	112.00	360	0.48
HFN-610/1220/150-14APD2G	24	48	6	24.01	48.03	5.90	224.00	720	0.48
HFN-610/1830/150-14APD2G	24	72	6	24.01	72.04	5.90	336.00	1080	0.48

<b>Media</b>	Microglass Fiber
<b>Frame</b>	MDF
<b>Final Pressure Drop</b>	2.4" w.g.
<b>Operating Temperature</b>	176°F
<b>Filter Efficiency</b>	95% @ 0.3µm - 99.999% @ 0.3µm
<b>Gasket</b>	Neoprene or Half Round Endless Polyurethane
<b>Protection Grids</b>	Optional
<b>Separators</b>	Hotmelt

### Applications

- Air conditioning systems  
(Hospitals, Laboratories, Museums)
- Industrial processes  
(Pharmaceutical, Food, Microelectronics)



Part Number	Nominal Size			Actual Size			Media Area (sq.ft)	Air Flow (cfm)	Pressure Drop (inches w. g.)
	Height (inch)	Width (inch)	Depth (inch)	Height (inch)	Width (inch)	Depth (inch)			

### ▶ 95% @ 0.3µm-85% @ MPPS

HFN-305/305/150-10PD	12	12	6	12.00	12.00	5.90	28.00	412	1.0
HFN-305/610/150-10PD	12	24	6	12.00	24.01	5.90	56.00	824	1.0
HFN-457/610/150-10PD	18	24	6	17.99	24.01	5.90	84.00	1236	1.0
HFN-610/610/150-10PD	24	24	6	24.01	24.01	5.90	112.00	1648	1.0
HFN-610/1220/150-10PD	24	48	6	24.01	48.03	5.90	224.00	3296	1.0
HFN-610/1830/150-10PD	24	72	6	24.01	72.04	5.90	336.00	4944	1.0

### ▶ 99.99% @ 0.3µm-99.95% @ MPPS

HFN-305/305/150-13PD	12	12	6	12.00	12.00	5.90	28.00	182	1.0
HFN-305/610/150-13PD	12	24	6	12.00	24.01	5.90	56.00	367	1.0
HFN-457/610/150-13PD	18	24	6	17.99	24.01	5.90	84.00	547	1.0
HFN-610/610/150-13PD	24	24	6	24.01	24.01	5.90	112.00	735	1.0
HFN-610/1220/150-13PD	24	48	6	24.01	48.03	5.90	224.00	1471	1.0
HFN-610/1830/150-13PD	24	72	6	24.01	72.04	5.90	336.00	2207	1.0

Part Number	Nominal Size			Actual Size			Media Area (sq.ft)	Air Flow (cfm)	Pressure Drop (inches w. g.)
	Height (inch)	Width (inch)	Depth (inch)	Height (inch)	Width (inch)	Depth (inch)			


▶ 99.999% @ 0.3µm-99.995% @ MPPS

HFN-305/305/150-14PD	12	12	6	12.00	12.00	5.90	28.00	161	1.0
HFN-305/610/150-14PD	12	24	6	12.00	24.01	5.90	56.00	323	1.0
HFN-457/610/150-14PD	18	24	6	17.99	24.01	5.90	84.00	482	1.0
HFN-610/610/150-14PD	24	24	6	24.01	24.01	5.90	112.00	647	1.0
HFN-610/1220/150-14PD	24	48	6	24.01	48.03	5.90	224.00	1294	1.0
HFN-610/1830/150-14PD	24	72	6	24.01	72.04	5.90	336.00	1942	1.0

# HFP SERIES ALUMINIUM PROFILE 5.90" DEEP FRAME

HEPA & ULPA FILTERS

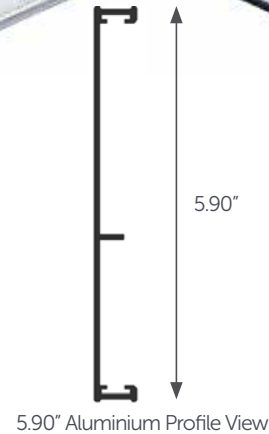
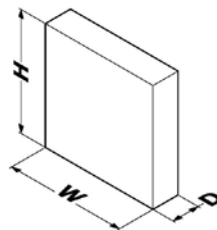
<b>Media</b>	Microglass Fiber
<b>Frame</b>	Extruded Anodized Aluminium
<b>Final Pressure Drop</b>	2.4" w.g.
<b>Operating Temperature</b>	176°F
<b>Filter Efficiency</b>	95% @ 0.3µm - 99.9995% @ MPPS
<b>Gasket</b>	Half Round Endless Polyurethane
<b>Protection Grids</b>	Powder Coated Metal on Both Sides
<b>Separators</b>	Hotmelt



### Applications

- Air conditioning systems (Hospitals, Laboratories, Museums)
- Industrial processes (Pharmaceutical, Food, Microelectronics)

**CLASSIFIED**  
 **AIR FILTER UNIT AS TO FLAMMABILITY ONLY R39025**



Part Number	Nominal Size			Actual Size			Media Area (sq.ft)	Air Flow (cfm)	Pressure Drop (inches w. g.)
	Height (inch)	Width (inch)	Depth (inch)	Height (inch)	Width (inch)	Depth (inch)			

### ► 95% @ 0.3µm-85% @ MPPS

HFP-305/305/150-10APD2G	12	12	6	12.00	12.00	5.90	33.00	90	0.14
HFP-305/610/150-10APD2G	12	24	6	12.00	24.01	5.90	66.00	180	0.14
HFP-457/610/150-10APD2G	18	24	6	17.99	24.01	5.90	101.00	265	0.14
HFP-610/610/150-10APD2G	24	24	6	24.01	24.01	5.90	134.00	360	0.14
HFP-610/1220/150-10APD2G	24	48	6	24.01	48.03	5.90	269.00	720	0.14
HFP-610/1830/150-10APD2G	24	72	6	24.01	72.04	5.90	403.00	1080	0.14

### ► 99.99% @ 0.3µm-99.95% @ MPPS

HFP-305/305/150-13APD2G	12	12	6	12.00	12.00	5.90	33.00	90	0.36
HFP-305/610/150-13APD2G	12	24	6	12.00	24.01	5.90	66.00	180	0.36
HFP-457/610/150-13APD2G	18	24	6	17.99	24.01	5.90	101.00	265	0.36
HFP-610/610/150-13APD2G	24	24	6	24.01	24.01	5.90	134.00	360	0.36
HFP-610/1220/150-13APD2G	24	48	6	24.01	48.03	5.90	269.00	720	0.36
HFP-610/1830/150-13APD2G	24	72	6	24.01	72.04	5.90	403.00	1080	0.36

Part Number	Nominal Size			Actual Size			Media Area (sq.ft)	Air Flow (cfm)	Pressure Drop (inches w. g.)
	Height (inch)	Width (inch)	Depth (inch)	Height (inch)	Width (inch)	Depth (inch)			

**▶ 99.999% @ 0.3µm-99.995% @ MPPS**

HFP-305/305/150-14APD2G	12	12	6	12.00	12.00	5.90	33.00	90	0.40
HFP-305/610/150-14APD2G	12	24	6	12.00	24.01	5.90	66.00	180	0.40
HFP-457/610/150-14APD2G	18	24	6	17.99	24.01	5.90	101.00	265	0.40
HFP-610/610/150-14APD2G	24	24	6	24.01	24.01	5.90	134.00	360	0.40
HFP-610/1220/150-14APD2G	24	48	6	24.01	48.03	5.90	269.00	720	0.40
HFP-610/1830/150-14APD2G	24	72	6	24.01	72.04	5.90	403.00	1080	0.40

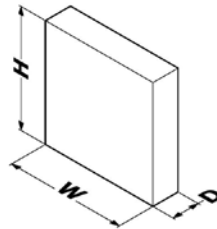
**▶ 99.9999% @ 0.3µm-99.9995% @ MPPS**

HFP-305/305/150-15APD2G	12	12	6	12.00	12.00	5.90	33.00	90	0.48
HFP-305/610/150-15APD2G	12	24	6	12.00	24.01	5.90	66.00	180	0.48
HFP-457/610/150-15APD2G	18	24	6	17.99	24.01	5.90	101.00	265	0.48
HFP-610/610/150-15APD2G	24	24	6	24.01	24.01	5.90	134.00	360	0.48
HFP-610/1220/150-15APD2G	24	48	6	24.01	48.03	5.90	269.00	720	0.48
HFP-610/1830/150-15APD2G	24	72	6	24.01	72.04	5.90	403.00	1080	0.48

<b>Media</b>	Microglass Fiber
<b>Frame</b>	MDF
<b>Final Pressure Drop</b>	2.4" w.g.
<b>Operating Temperature</b>	176°F
<b>Filter Efficiency</b>	95% @ 0.3µm - 99.999% @ 0.3µm
<b>Gasket</b>	Flat Neoprene or Half Round Endless Polyurethane
<b>Protection Grids</b>	Optional
<b>Separators</b>	Hotmelt

**Applications**

- Air conditioning systems  
(Hospitals, Laboratories, Museums)
- Industrial processes  
(Pharmaceutical, Food, Microelectronics)



Part Number	Nominal Size			Actual Size			Media Area (sq.ft)	Air Flow (cfm)	Pressure Drop (inches w. g.)
	Height (inch)	Width (inch)	Depth (inch)	Height (inch)	Width (inch)	Depth (inch)			

**▶ 95% @ 0.3µm-85% @ MPPS**

HFP-305/305/150-10PD	12	12	6	12.00	12.00	5.90	33.00	493	1.0
HFP-305/610/150-10PD	12	24	6	12.00	24.01	5.90	66.00	986	1.0
HFP-457/610/150-10PD	18	24	6	17.99	24.01	5.90	101.00	1479	1.0
HFP-610/610/150-10PD	24	24	6	24.01	24.01	5.90	134.00	1972	1.0
HFP-610/1220/150-10PD	24	48	6	24.01	48.03	5.90	269.00	3944	1.0
HFP-610/1830/150-10PD	24	72	6	24.01	72.04	5.90	403.00	5916	1.0

**▶ 99.99% @ 0.3µm-99.95% @ MPPS**

HFP-305/305/150-13PD	12	12	6	12.00	12.00	5.90	33.00	220	1.0
HFP-305/610/150-13PD	12	24	6	12.00	24.01	5.90	66.00	441	1.0
HFP-457/610/150-13PD	18	24	6	17.99	24.01	5.90	101.00	660	1.0
HFP-610/610/150-13PD	24	24	6	24.01	24.01	5.90	134.00	882	1.0
HFP-610/1220/150-13PD	24	48	6	24.01	48.03	5.90	269.00	1766	1.0
HFP-610/1830/150-13PD	24	72	6	24.01	72.04	5.90	403.00	2648	1.0

Part Number	Nominal Size			Actual Size			Media Area (sq.ft)	Air Flow (cfm)	Pressure Drop (inches w. g.)
	Height (inch)	Width (inch)	Depth (inch)	Height (inch)	Width (inch)	Depth (inch)			

▶ 99.999% @ 0.3µm-99.995% @ MPPS

HFP-305/305/150-14PD	12	12	6	12.00	12.00	5.90	33.00	191	1.0
HFP-305/610/150-14PD	12	24	6	12.00	24.01	5.90	66.00	382	1.0
HFP-457/610/150-14PD	18	24	6	17.99	24.01	5.90	101.00	573	1.0
HFP-610/610/150-14PD	24	24	6	24.01	24.01	5.90	134.00	765	1.0
HFP-610/1220/150-14PD	24	48	6	24.01	48.03	5.90	269.00	1530	1.0
HFP-610/1830/150-14PD	24	72	6	24.01	72.04	5.90	403.00	2295	1.0

# HFS SERIES ALUMINIUM PROFILE 4.33" DEEP FRAME


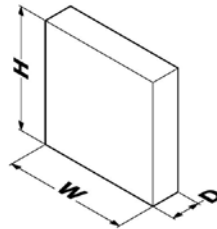
HEPA & ULPA FILTERS

<b>Media</b>	Microglass Fiber
<b>Frame</b>	Extruded Anodized Aluminium
<b>Final Pressure Drop</b>	2.4" w.g.
<b>Operating Temperature</b>	176°F
<b>Filter Efficiency</b>	95% @ 0.3µm - 99.9995% @ MPPS
<b>Gasket</b>	Half Round Endless Polyurethane
<b>Protection Grids</b>	Powder Coated Metal on Both Sides
<b>Separators</b>	Hotmelt

### Applications

- Air conditioning systems (Hospitals, Laboratories, Museums)
- Industrial processes (Pharmaceutical, Food, Microelectronics)

**CLASSIFIED**  
**UL**  
**AIR FILTER UNIT**  
**AS TO FLAMMABILITY ONLY**  
**R39025**



Part Number	Nominal Size			Actual Size			Media Area (sq.ft)	Air Flow (cfm)	Pressure Drop (inches w. g.)
	Height (inch)	Width (inch)	Depth (inch)	Height (inch)	Width (inch)	Depth (inch)			

### ► 95% @ 0.3µm-85% @ MPPS

HFS-305/305/110-10APD2G	12	12	4.5	12.00	12.00	4.33	48.00	90	0.12
HFS-305/610/110-10APD2G	12	24	4.5	12.00	24.01	4.33	97.00	180	0.12
HFS-457/610/110-10APD2G	18	24	4.5	17.99	24.01	4.33	145.00	265	0.12
HFS-610/610/110-10APD2G	24	24	4.5	24.01	24.01	4.33	194.00	360	0.12
HFS-610/1220/110-10APD2G	24	48	4.5	24.01	48.03	4.33	387.00	720	0.12
HFS-610/1830/110-10APD2G	24	72	4.5	24.01	72.04	4.33	581.00	1080	0.12

### ► 99.99% @ 0.3µm-99.95% @ MPPS

HFS-305/305/110-13APD2G	12	12	4.5	12.00	12.00	4.33	48.00	90	0.30
HFS-305/610/110-13APD2G	12	24	4.5	12.00	24.01	4.33	97.00	180	0.30
HFS-457/610/110-13APD2G	18	24	4.5	17.99	24.01	4.33	145.00	265	0.30
HFS-610/610/110-13APD2G	24	24	4.5	24.01	24.01	4.33	194.00	360	0.30
HFS-610/1220/110-13APD2G	24	48	4.5	24.01	48.03	4.33	387.00	720	0.30
HFS-610/1830/110-13APD2G	24	72	4.5	24.01	72.04	4.33	581.00	1080	0.30

Part Number	Nominal Size			Actual Size			Media Area (sq.ft)	Air Flow (cfm)	Pressure Drop (inches w. g.)
	Height (inch)	Width (inch)	Depth (inch)	Height (inch)	Width (inch)	Depth (inch)			

**▶ 99.999% @ 0.3µm-99.995% @ MPPS**

HFS-305/305/110-14APD2G	12	12	4.5	12.00	12.00	4.33	48.00	90	0.34
HFS-305/610/110-14APD2G	12	24	4.5	12.00	24.01	4.33	97.00	180	0.34
HFS-457/610/110-14APD2G	18	24	4.5	17.99	24.01	4.33	145.00	265	0.34
HFS-610/610/110-14APD2G	24	24	4.5	24.01	24.01	4.33	194.00	360	0.34
HFS-610/1220/110-14APD2G	24	48	4.5	24.01	48.03	4.33	387.00	720	0.34
HFS-610/1830/110-14APD2G	24	72	4.5	24.01	72.04	4.33	581.00	1080	0.34

**▶ 99.9999% @ 0.3µm-99.9995% @ MPPS**

HFS-305/305/110-15APD2G	12	12	4.5	12.00	12.00	4.33	48.00	90	0.40
HFS-305/610/110-15APD2G	12	24	4.5	12.00	24.01	4.33	97.00	180	0.40
HFS-457/610/110-15APD2G	18	24	4.5	17.99	24.01	4.33	145.00	265	0.40
HFS-610/610/110-15APD2G	24	24	4.5	24.01	24.01	4.33	194.00	360	0.40
HFS-610/1220/110-15APD2G	24	48	4.5	24.01	48.03	4.33	387.00	720	0.40
HFS-610/1830/110-15APD2G	24	72	4.5	24.01	72.04	4.33	581.00	1080	0.40

# HFS SERIES ALUMINIUM PROFILE 5.90" DEEP FRAME

HEPA & ULPA FILTERS

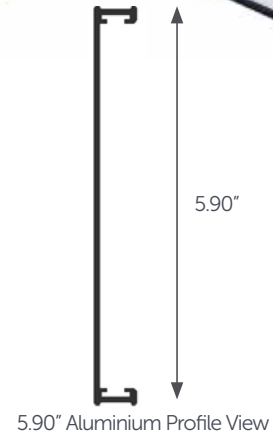
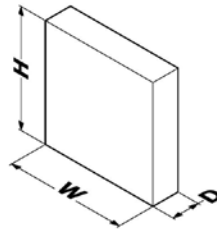
<b>Media</b>	Microglass Fiber
<b>Frame</b>	Extruded Anodized Aluminium
<b>Final Pressure Drop</b>	2.4" w.g.
<b>Operating Temperature</b>	176°F
<b>Filter Efficiency</b>	95% @ 0.3µm - 99.9995% @ MPPS
<b>Gasket</b>	Half Round Endless Polyurethane
<b>Protection Grids</b>	Powder Coated Metal on Both Sides
<b>Separators</b>	Hotmelt



### Applications

- Air conditioning systems (Hospitals, Laboratories, Museums)
- Industrial processes (Pharmaceutical, Food, Microelectronics)

**CLASSIFIED**  
**UL**  
**AIR FILTER UNIT**  
**AS TO FLAMMABILITY ONLY**  
**R39025**



Part Number	Nominal Size			Actual Size			Media Area (sq.ft)	Air Flow (cfm)	Pressure Drop (inches w. g.)
	Height (inch)	Width (inch)	Depth (inch)	Height (inch)	Width (inch)	Depth (inch)			

### ► 95% @ 0.3µm-85% @ MPPS

HFS-305/305/150-10APD2G	12	12	6	12.00	12.00	5.90	48.00	90	0.12
HFS-305/610/150-10APD2G	12	24	6	12.00	24.01	5.90	97.00	180	0.12
HFS-457/610/150-10APD2G	18	24	6	17.99	24.01	5.90	145.00	265	0.12
HFS-610/610/150-10APD2G	24	24	6	24.01	24.01	5.90	194.00	360	0.12
HFS-610/1220/150-10APD2G	24	48	6	24.01	48.03	5.90	387.00	720	0.12
HFS-610/1830/150-10APD2G	24	72	6	24.01	72.04	5.90	581.00	1080	0.12

### ► 99.99% @ 0.3µm-99.95% @ MPPS

HFS-305/305/150-13APD2G	12	12	6	12.00	12.00	5.90	48.00	90	0.30
HFS-305/610/150-13APD2G	12	24	6	12.00	24.01	5.90	97.00	180	0.30
HFS-457/610/150-13APD2G	18	24	6	17.99	24.01	5.90	145.00	265	0.30
HFS-610/610/150-13APD2G	24	24	6	24.01	24.01	5.90	194.00	360	0.30
HFS-610/1220/150-13APD2G	24	48	6	24.01	48.03	5.90	387.00	720	0.30
HFS-610/1830/150-13APD2G	24	72	6	24.01	72.04	5.90	581.00	1080	0.30

Part Number	Nominal Size			Actual Size			Media Area (sq.ft)	Air Flow (cfm)	Pressure Drop (inches w. g.)
	Height (inch)	Width (inch)	Depth (inch)	Height (inch)	Width (inch)	Depth (inch)			

**▶ 99.999% @ 0.3µm-99.995% @ MPPS**

HFS-305/305/150-14APD2G	12	12	6	12.00	12.00	5.90	48.00	90	0.34
HFS-305/610/150-14APD2G	12	24	6	12.00	24.01	5.90	97.00	180	0.34
HFS-457/610/150-14APD2G	18	24	6	17.99	24.01	5.90	145.00	265	0.34
HFS-610/610/150-14APD2G	24	24	6	24.01	24.01	5.90	194.00	360	0.34
HFS-610/1220/150-14APD2G	24	48	6	24.01	48.03	5.90	387.00	720	0.34
HFS-610/1830/150-14APD2G	24	72	6	24.01	72.04	5.90	581.00	1080	0.34

**▶ 99.9999% @ 0.3µm-99.9995% @ MPPS**

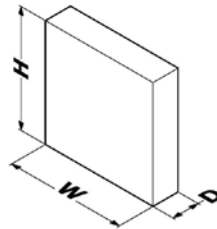
HFS-305/305/150-15APD2G	12	12	6	12.00	12.00	5.90	48.00	90	0.40
HFS-305/610/150-15APD2G	12	24	6	12.00	24.01	5.90	97.00	180	0.40
HFS-457/610/150-15APD2G	18	24	6	17.99	24.01	5.90	145.00	265	0.40
HFS-610/610/150-15APD2G	24	24	6	24.01	24.01	5.90	194.00	360	0.40
HFS-610/1220/150-15APD2G	24	48	6	24.01	48.03	5.90	387.00	720	0.40
HFS-610/1830/150-15APD2G	24	72	6	24.01	72.04	5.90	581.00	1080	0.40

<b>Media</b>	Microglass Fiber
<b>Frame</b>	MDF
<b>Final Pressure Drop</b>	2.4" w.g.
<b>Operating Temperature</b>	176°F
<b>Filter Efficiency</b>	95% @ 0.3µm - 99.999% @ 0.3µm
<b>Gasket</b>	Flat Neoprene or Half Round Endless Polyurethane
<b>Protection Grids</b>	Painted Aluminium on Both Sides
<b>Separators</b>	Hotmelt



**Applications**

- Air conditioning systems (Hospitals, Laboratories, Museums)
- Industrial processes (Pharmaceutical, Food, Microelectronics)



Part Number	Nominal Size			Actual Size			Media Area (sq.ft)	Air Flow (cfm)	Pressure Drop (inches w. g.)
	Height (inch)	Width (inch)	Depth (inch)	Height (inch)	Width (inch)	Depth (inch)			

**▶ 95% @ 0.3µm-85% @ MPPS**

HFS-305/305/150-10PD	12	12	6	12.00	12.00	5.90	48.00	530	1.0
HFS-305/610/150-10PD	12	24	6	12.00	24.01	5.90	97.00	1060	1.0
HFS-457/610/150-10PD	18	24	6	17.99	24.01	5.90	145.00	1590	1.0
HFS-610/610/150-10PD	24	24	6	24.01	24.01	5.90	194.00	2120	1.0
HFS-610/1220/150-10PD	24	48	6	24.01	48.03	5.90	387.00	4240	1.0
HFS-610/1830/150-10PD	24	72	6	24.01	72.04	5.90	581.00	6355	1.0

**▶ 99.99% @ 0.3µm-99.95% @ MPPS**

HFS-305/305/150-13PD	12	12	6	12.00	12.00	5.90	48.00	280	1.0
HFS-305/610/150-13PD	12	24	6	12.00	24.01	5.90	97.00	560	1.0
HFS-457/610/150-13PD	18	24	6	17.99	24.01	5.90	145.00	835	1.0
HFS-610/610/150-13PD	24	24	6	24.01	24.01	5.90	194.00	882	1.0
HFS-610/1220/150-13PD	24	48	6	24.01	48.03	5.90	387.00	1120	1.0
HFS-610/1830/150-13PD	24	72	6	24.01	72.04	5.90	581.00	3355	1.0

Part Number	Nominal Size			Actual Size			Media Area (sq.ft)	Air Flow (cfm)	Pressure Drop (inches w. g.)
	Height (inch)	Width (inch)	Depth (inch)	Height (inch)	Width (inch)	Depth (inch)			

► 99.999% @ 0.3µm-99.995% @ MPPS

HFS-305/305/150-14PD	12	12	6	12.00	12.00	5.90	48.00	235	1.0
HFS-305/610/150-14PD	12	24	6	12.00	24.01	5.90	97.00	470	1.0
HFS-457/610/150-14PD	18	24	6	17.99	24.01	5.90	145.00	706	1.0
HFS-610/610/150-14PD	24	24	6	24.01	24.01	5.90	194.00	940	1.0
HFS-610/1220/150-14PD	24	48	6	24.01	48.03	5.90	387.00	1883	1.0
HFS-610/1830/150-14PD	24	72	6	24.01	72.04	5.90	581.00	2295	1.0

# ▶ HFH SERIES MDF 11.5" DEEP FRAME

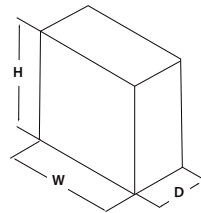
HEPA & ULPA FILTERS ◀

<b>Media</b>	Microglass Fiber
<b>Frame</b>	MDF
<b>Final Pressure Drop</b>	2.4" w.g.
<b>Operating Temperature</b>	176°F
<b>Filter Efficiency</b>	95% @ 0.3µm - 99.999% @ 0.3µm
<b>Gasket</b>	Flat Neoprene or Half Round Endless Polyurethane
<b>Protection Grids</b>	Painted Aluminium on Both Sides
<b>Separators</b>	Hotmelt



### Applications

- Air conditioning systems  
(Hospitals, Laboratories, Museums)
- Industrial processes  
(Pharmaceutical, Food, Microelectronics)



Part Number	Nominal Size			Actual Size			Media Area (sq.ft)	Air Flow (cfm)	Pressure Drop (inches w. g.)
	Height (inch)	Width (inch)	Depth (inch)	Height (inch)	Width (inch)	Depth (inch)			

#### ▶ 95% @ 0.3µm-85% @ MPPS

HFH-305/305/292-10PD	12	12	11.5	12.00	12.00	11.49	60.00	600	1.0
HFH-305/610/292-10PD	12	24	11.5	12.00	24.01	11.49	120.00	1200	1.0
HFH-457/610/292-10PD	18	24	11.5	17.99	24.01	11.49	180.00	1850	1.0
HFH-610/610/292-10PD	24	24	11.5	24.01	24.01	11.49	241.00	2400	1.0

#### ▶ 99.99% @ 0.3µm-99.95% @ MPPS

HFH-305/305/292-13PD	12	12	11.5	12.00	12.00	11.49	60.00	350	1.0
HFH-305/610/292-13PD	12	24	11.5	12.00	24.01	11.49	120.00	700	1.0
HFH-457/610/292-13PD	18	24	11.5	17.99	24.01	11.49	180.00	1000	1.0
HFH-610/610/292-13PD	24	24	11.5	24.01	24.01	11.49	241.00	1400	1.0

#### ▶ 99.999% @ 0.3µm-99.995% @ MPPS

HFH-305/305/292-14PD	12	12	11.5	12.00	12.00	11.49	60.00	320	1.0
HFH-305/610/292-14PD	12	24	11.5	12.00	24.01	11.49	120.00	640	1.0
HFH-457/610/292-14PD	18	24	11.5	17.99	24.01	11.49	180.00	950	1.0
HFH-610/610/292-14PD	24	24	11.5	24.01	24.01	11.49	241.00	1280	1.0

# HFH SERIES SHEET METAL 11.5" DEEP FRAME

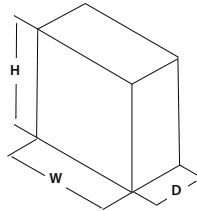
HEPA & ULPA FILTERS

<b>Media</b>	Microglass Fiber
<b>Frame</b>	Galvanized Steel, Aluminium, Stainless Steel
<b>Final Pressure Drop</b>	2.4" w.g.
<b>Operating Temperature</b>	176°F
<b>Filter Efficiency</b>	95% @ 0.3µm - 99.999% @ 0.3µm
<b>Gasket</b>	Flat Neoprene or Half Round Endless Polyurethane
<b>Protection Grids</b>	Powder Coated Metal on Both Sides
<b>Separators</b>	Hotmelt



### Applications

- Air conditioning systems (Hospitals, Laboratories, Museums)
- Industrial processes (Pharmaceutical, Food, Microelectronics)



**CLASSIFIED**  
 **AIR FILTER UNIT AS TO FLAMMABILITY ONLY R39025**

Part Number	Nominal Size			Actual Size			Media Area (sq.ft)	Air Flow (cfm)	Pressure Drop (inches w. g.)
	Height (inch)	Width (inch)	Depth (inch)	Height (inch)	Width (inch)	Depth (inch)			

#### ▶ 95% @ 0.3µm-85% @ MPPS

HFH-305/305/292-10GD	12	12	11.5	12.00	12.00	11.49	60.00	600	1.0
HFH-305/610/292-10GD	12	24	11.5	12.00	24.01	11.49	120.00	1200	1.0
HFH-457/610/292-10GD	18	24	11.5	17.99	24.01	11.49	180.00	1850	1.0
HFH-610/610/292-10GD	24	24	11.5	24.01	24.01	11.49	241.00	2400	1.0

#### ▶ 99.99% @ 0.3µm-99.95% @ MPPS

HFH-305/305/292-13GD	12	12	11.5	12.00	12.00	11.49	60.00	350	1.0
HFH-305/610/292-13GD	12	24	11.5	12.00	24.01	11.49	120.00	700	1.0
HFH-457/610/292-13GD	18	24	11.5	17.99	24.01	11.49	180.00	1000	1.0
HFH-610/610/292-13GD	24	24	11.5	24.01	24.01	11.49	241.00	1400	1.0

#### ▶ 99.999% @ 0.3µm-99.995% @ MPPS

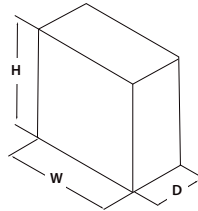
HFH-305/305/292-14GD	12	12	11.5	12.00	12.00	11.49	60.00	320	1.0
HFH-305/610/292-14GD	12	24	11.5	12.00	24.01	11.49	120.00	640	1.0
HFH-457/610/292-14GD	18	24	11.5	17.99	24.01	11.49	180.00	950	1.0
HFH-610/610/292-14GD	24	24	11.5	24.01	24.01	11.49	241.00	1280	1.0

<b>Media</b>	Microglass Fiber
<b>Frame</b>	MDF
<b>Final Pressure Drop</b>	2.4" w.g.
<b>Operating Temperature</b>	176°F
<b>Filter Efficiency</b>	95% @ 0.3µm - 99.999% @ 0.3µm
<b>Gasket</b>	Flat Neoprene or Half Round Endless Polyurethane
<b>Protection Grids</b>	Optional
<b>Separators</b>	Hotmelt



**Applications**

- Air conditioning systems (Hospitals, Laboratories, Museums)
- Industrial processes (Pharmaceutical, Food, Microelectronics)



Part Number	Nominal Size			Actual Size			Media Area (sq.ft)	Air Flow (cfm)	Pressure Drop (inches w. g.)
	Height (inch)	Width (inch)	Depth (inch)	Height (inch)	Width (inch)	Depth (inch)			

**▶ 95% @ 0.3µm-85% @ MPPS**

HFX-305/305/292-10PD	12	12	11.5	12.00	12.00	11.49	66.00	500	0.68
HFX-305/610/292-10PD	12	24	11.5	12.00	24.01	11.49	134.00	1000	0.68
HFX-457/610/292-10PD	18	24	11.5	17.99	24.01	11.49	200.00	1500	0.68
HFX-610/610/292-10PD	24	24	11.5	24.01	24.01	11.49	269.00	2000	0.68

**▶ 99.99% @ 0.3µm-99.95% @ MPPS**

HFX-305/305/292-13PD	12	12	11.5	12.00	12.00	11.49	66.00	500	1.26
HFX-305/610/292-13PD	12	24	11.5	12.00	24.01	11.49	134.00	1000	1.26
HFX-457/610/292-13PD	18	24	11.5	17.99	24.01	11.49	200.00	1500	1.26
HFX-610/610/292-13PD	24	24	11.5	24.01	24.01	11.49	269.00	2000	1.26

**▶ 99.999% @ 0.3µm-99.995% @ MPPS**

HFX-305/305/292-14PD	12	12	11.5	12.00	12.00	11.49	66.00	500	1.50
HFX-305/610/292-14PD	12	24	11.5	12.00	24.01	11.49	134.00	1000	1.50
HFX-457/610/292-14PD	18	24	11.5	17.99	24.01	11.49	200.00	1500	1.50
HFX-610/610/292-14PD	24	24	11.5	24.01	24.01	11.49	269.00	2000	1.50

# HFX SERIES SHEET METAL 11.5" DEEP FRAME

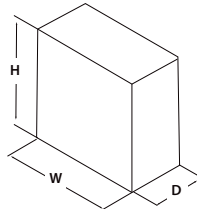
HEPA & ULPA FILTERS

<b>Media</b>	Microglass Fiber
<b>Frame</b>	Galvanized Steel, Aluminium, Stainless Steel
<b>Final Pressure Drop</b>	2.4" w.g.
<b>Operating Temperature</b>	176°F
<b>Filter Efficiency</b>	95% @ 0.3µm - 99.999% @ 0.3µm
<b>Gasket</b>	Flat Neoprene or Half Round Endless Polyurethane
<b>Protection Grids</b>	Powder Coated Metal on Both Sides
<b>Separators</b>	Hotmelt



## Applications

- Air conditioning systems (Hospitals, Laboratories, Museums)
- Industrial processes (Pharmaceutical, Food, Microelectronics)



**CLASSIFIED**  
 **AIR FILTER UNIT AS TO FLAMMABILITY ONLY R39025**

Part Number	Nominal Size			Actual Size			Media Area (sq.ft)	Air Flow (cfm)	Pressure Drop (inches w. g.)
	Height (inch)	Width (inch)	Depth (inch)	Height (inch)	Width (inch)	Depth (inch)			

### ► 95% @ 0.3µm-85% @ MPPS

HFX-305/305/292-10GD	12	12	11.5	12.00	12.00	11.49	66.00	500	0.68
HFX-305/610/292-10GD	12	24	11.5	12.00	24.01	11.49	134.00	1000	0.68
HFX-457/610/292-10GD	18	24	11.5	17.99	24.01	11.49	200.00	1500	0.68
HFX-610/610/292-10GD	24	24	11.5	24.01	24.01	11.49	269.00	2000	0.68

### ► 99.99% @ 0.3µm-99.95% @ MPPS

HFX-305/305/292-13GD	12	12	11.5	12.00	12.00	11.49	66.00	500	1.26
HFX-305/610/292-13GD	12	24	11.5	12.00	24.01	11.49	134.00	1000	1.26
HFX-457/610/292-13GD	18	24	11.5	17.99	24.01	11.49	200.00	1500	1.26
HFX-610/610/292-13GD	24	24	11.5	24.01	24.01	11.49	269.00	2000	1.26

### ► 99.999% @ 0.3µm-99.995% @ MPPS

HFX-305/305/292-14GD	12	12	11.5	12.00	12.00	11.49	66.00	500	1.50
HFX-305/610/292-14GD	12	24	11.5	12.00	24.01	11.49	134.00	1000	1.50
HFX-457/610/292-14GD	18	24	11.5	17.99	24.01	11.49	200.00	1500	1.50
HFX-610/610/292-14GD	24	24	11.5	24.01	24.01	11.49	269.00	2000	1.50

# MV HEPA SERIES PLASTIC 11.5" DEEP FRAME

HEPA & ULPA FILTERS

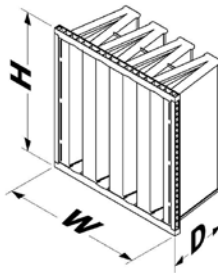
<b>Media</b>	Microglass Fiber
<b>Frame</b>	Plastic (PS)
<b>Final Pressure Drop</b>	2.4" w.g.
<b>Operating Temperature</b>	176°F
<b>Filter Efficiency</b>	95% @ 0.3µm - 99.99% @ 0.3µm
<b>Gasket</b>	Flat Neoprene or Half Round Endless Polyurethane
<b>Protection Grids</b>	Optional
<b>Separators</b>	Hotmelt

### Applications

- Air conditioning systems (Hospitals, Laboratories, Museums)
- Industrial processes (Pharmaceutical, Food, Microelectronics)

### Advantages

- Incinerable
- Rigid frame



**CLASSIFIED**  
 **AIR FILTER UNIT  
 AS TO FLAMMABILITY ONLY  
 R39025**

Part Number	Nominal Size			Actual Size			Media Area (sq.ft)	Air Flow (cfm)	Pressure Drop (inches w. g.)
	Width (inch)	Height (inch)	Depth (inch)	Width (inch)	Height (inch)	Depth (inch)			

#### ▶ 95% @ 0.3µm-85% @ MPPS

MV-H10-01	12	24	12	11.50	23.30	11.50	100.00	1000	0.55
MV-H10-02	20	24	12	19.37	23.30	11.50	160.00	1650	0.55
MV-H10-03	24	24	12	23.30	23.30	11.50	200.00	2000	0.55

#### ▶ 99.99% @ 0.3µm-99.95% @ MPPS

MV-H13-01	12	24	12	11.50	23.30	11.50	100.00	1000	1.54
MV-H13-02	20	24	12	19.37	23.30	11.50	160.00	1650	1.54
MV-H13-03	24	24	12	23.30	23.30	11.50	200.00	2000	1.54

# MVH SERIES PLASTIC MAX. FLOW 11.5" DEEP FRAME

HEPA & ULPA FILTERS

<b>Media</b>	Microglass Fiber
<b>Frame</b>	ABS
<b>Final Pressure Drop</b>	2.4" w.g.
<b>Operating Temperature</b>	176°F
<b>Filter Efficiency</b>	95% @ 0.3µm - 99.999% @ 0.3µm
<b>Gasket</b>	Flat Neoprene or Half Round Endless Polyurethane
<b>Protection Grids</b>	Optional
<b>Separators</b>	Hotmelt

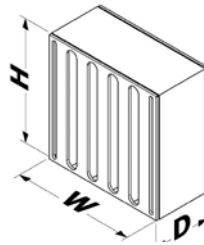


### Applications

- Air conditioning systems (Hospitals, Laboratories, Museums)
- Industrial processes (Pharmaceutical, Food, Microelectronics)
- High Flow Applications

### Advantages

- Incinerable
- Light frame



Part Number	Nominal Size			Actual Size			Media Area (sq.ft)	Air Flow (cfm)	Pressure Drop (inches w. g.)
	Height (inch)	Width (inch)	Depth (inch)	Height (inch)	Width (inch)	Depth (inch)			

#### ▶ 95% @ 0.3µm-85% @ MPPS

MVH-305/610/292-10PKD-20M2	12	24	11.5	12.00	24.01	11.49	215.00	1600	1.0
MVH-610/610/292-10PKD-40M2	24	24	11.5	24.01	24.01	11.49	430.00	3200	1.0

#### ▶ 99.99% @ 0.3µm-99.95% @ MPPS

MVH-305/610/292-13PKD-20M2	12	24	11.5	12.00	24.01	11.49	215.00	1200	1.0
MVH-610/610/292-13PKD-40M2	24	24	11.5	24.01	24.01	11.49	430.00	2400	1.0

#### ▶ 99.999% @ 0.3µm-99.995% @ MPPS

MVH-305/610/292-14PKD-20M2	12	24	11.5	12.00	24.01	11.49	215.00	900	1.0
MVH-610/610/292-14PKD-40M2	24	24	11.5	24.01	24.01	11.49	430.00	1800	1.0

# MVH SERIES METAL MAX. FLOW 11.5" DEEP FRAME

HEPA & ULPA FILTERS

<b>Media</b>	Microglass Fiber
<b>Frame</b>	Galvanized Steel, Aluminium, Stainless Steel
<b>Final Pressure Drop</b>	2.4" w.g.
<b>Operating Temperature</b>	176°F
<b>Filter Efficiency</b>	95% @ 0.3µm - 99.999% @ 0.3µm
<b>Gasket</b>	Flat Neoprene or Half Round Endless Polyurethane
<b>Protection Grids</b>	Optional
<b>Separators</b>	Hotmelt

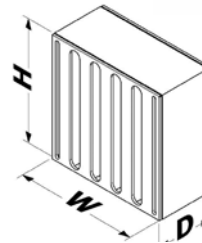


### Applications

- Air conditioning systems (Hospitals, Laboratories, Museums)
- Industrial processes (Pharmaceutical, Food, Microelectronics)
- High flow applications

### Advantages

- Strong frame



**CLASSIFIED**  
 **AIR FILTER UNIT**  
**AS TO FLAMMABILITY ONLY**  
**R39025**

Part Number	Nominal Size			Actual Size			Media Area (sq.ft)	Air Flow (cfm)	Pressure Drop (inches w. g.)
	Height (inch)	Width (inch)	Depth (inch)	Height (inch)	Width (inch)	Depth (inch)			

### ► 95% @ 0.3µm-85% @ MPPS

MVH-305/305/292-10GD-10M2	12	12	11.5	12.00	12.00	11.49	108.00	800	1.0
MVH-305/610/292-10GD-20M2	12	24	11.5	12.00	24.01	11.49	215.00	1600	1.0
MVH-457/610/292-10GD-30M2	18	24	11.5	17.99	24.01	11.49	320.00	2400	1.0
MVH-610/610/292-10GD-40M2	24	24	11.5	24.01	24.01	11.49	430.00	3200	1.0

### ► 99.99% @ 0.3µm-99.95% @ MPPS

MVH-305/305/292-13GD-10M2	12	12	11.5	12.00	12.00	11.49	108.00	600	1.0
MVH-305/610/292-13GD-20M2	12	24	11.5	12.00	24.01	11.49	215.00	1200	1.0
MVH-457/610/292-13GD-30M2	18	24	11.5	17.99	24.01	11.49	320.00	1750	1.0
MVH-610/610/292-13GD-40M2	24	24	11.5	24.01	24.01	11.49	430.00	2400	1.0

### ► 99.999% @ 0.3µm-99.995% @ MPPS

MVH-305/305/292-14GD-10M2	12	12	11.5	12.00	12.00	11.49	108.00	450	1.0
MVH-305/610/292-14GD-20M2	12	24	11.5	12.00	24.01	11.49	215.00	900	1.0
MVH-457/610/292-14GD-30M2	18	24	11.5	17.99	24.01	11.49	320.00	1400	1.0
MVH-610/610/292-14GD-40M2	24	24	11.5	24.01	24.01	11.49	430.00	1800	1.0

# MVH SERIES GEL SEAL 11.5" DEEP FRAME

HEPA & ULPA FILTERS

<b>Media</b>	Microglass Fiber
<b>Frame</b>	Galvanized Steel, Aluminium, Stainless Steel
<b>Final Pressure Drop</b>	2.4" w.g.
<b>Operating Temperature</b>	176°F
<b>Filter Efficiency</b>	95% @ 0.3µm - 99.999% @ 0.3µm
<b>Gasket</b>	Gel
<b>Protection Grids</b>	Optional
<b>Separators</b>	Hotmelt

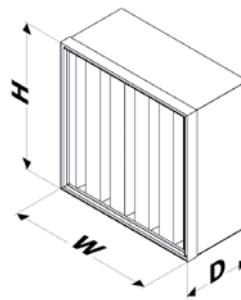


### Applications

- Air conditioning systems (Hospitals, Laboratories, Museums)
- Industrial processes (Pharmaceutical, Food, Microelectronics)

### Advantages

- Strong frame
- High flow applications



Part Number	Nominal Size			Actual Size			Media Area (sq.ft)	Air Flow (cfm)	Pressure Drop (inches w. g.)
	Height (inch)	Width (inch)	Depth (inch)	Height (inch)	Width (inch)	Depth (inch)			

#### ► 95% @ 0.3µm-85% @ MPPS

MVH-305/305/292-10GJ	12	12	11.5	12.00	12.00	11.49	86.00	500	0.60
MVH-305/610/292-10GJ	12	24	11.5	12.00	24.01	11.49	172.00	1000	0.60
MVH-457/610/292-10GJ	18	24	11.5	17.99	24.01	11.49	258.00	1500	0.60
MVH-610/610/292-10GJ	24	24	11.5	24.01	24.01	11.49	344.00	2000	0.60

#### ► 99.99% @ 0.3µm-99.95% @ MPPS

MVH-305/305/292-13GJ	12	12	11.5	12.00	12.00	11.49	86.00	500	1.0
MVH-305/610/292-13GJ	12	24	11.5	12.00	24.01	11.49	172.00	1000	1.0
MVH-457/610/292-13GJ	18	24	11.5	17.99	24.01	11.49	258.00	1500	1.0
MVH-610/610/292-13GJ	24	24	11.5	24.01	24.01	11.49	344.00	2000	1.0

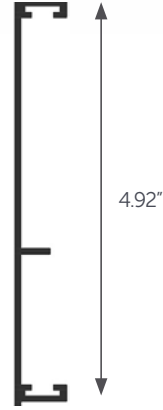
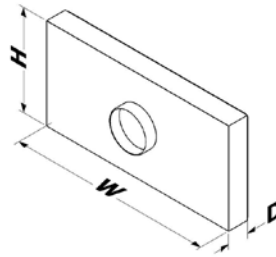

#### ► 99.999% @ 0.3µm-99.995% @ MPPS

MVH-305/305/292-14GJ	12	12	11.5	12.00	12.00	11.49	86.00	500	1.24
MVH-305/610/292-14GJ	12	24	11.5	12.00	24.01	11.49	172.00	1000	1.24
MVH-457/610/292-14GJ	18	24	11.5	17.99	24.01	11.49	258.00	1500	1.24
MVH-610/610/292-14GJ	24	24	11.5	24.01	24.01	11.49	344.00	2000	1.24

# MHH SERIES MICRO HOOD FILTER 5" DEEP FRAME

HEPA & ULPA FILTERS

<b>Media</b>	Microglass Fiber
<b>Frame</b>	Extruded Anodized Aluminium
<b>Final Pressure Drop</b>	2.4" w.g.
<b>Operating Temperature</b>	176°F
<b>Filter Efficiency</b>	99.95% @ MPPS - 99.9995% @ MPPS
<b>Collar Dimensions</b>	5.9", 7.87", 9.84", 11.81", 15.74"
<b>Collar Height</b>	2.56"
<b>Protection Grids</b>	Powder Coated Metal on Both Sides
<b>Separators</b>	Hotmelt



4.92" Aluminium Profile View

### Applications

- Cleanroom applications
- Laminar flow cabins

### Advantages

- Adjustable air flow option

Part Number	Nominal Size			Actual Size			Media Area (sq.ft)	Air Flow (cfm)	Pressure Drop (inches w. g.)
	Height (inch)	Width (inch)	Depth (inch)	Height (inch)	Width (inch)	Depth (inch)			

#### ▶ 99.99% @ 0.3µm-99.95% @ MPPS

MHH-610/610/125-B300-13APD1G-NEB	24	24	5	24.00	24.00	4.92	112.00	350	0.50
MHH-610/915/125-B300-13APD1G-NEB	24	36	5	24.00	36.00	4.92	168.00	530	0.50
MHH-610/1220/125-B300-13APD1G-NEB	24	48	5	24.00	48.00	4.92	224.00	700	0.50

#### ▶ 99.999% @ 0.3µm-99.995% @ MPPS

MHH-610/610/125-B300-14APD1G-NEB	24	24	5	24.00	24.00	4.92	112.00	350	0.54
MHH-610/915/125-B300-14APD1G-NEB	24	36	5	24.00	36.00	4.92	168.00	530	0.54
MHH-610/1220/125-B300-14APD1G-NEB	24	48	5	24.00	48.00	4.92	224.00	700	0.54

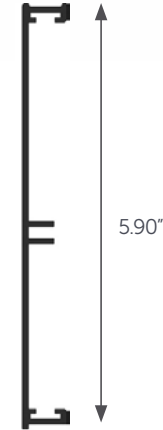
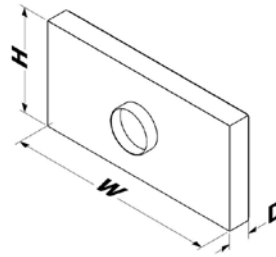

#### ▶ 99.9999% @ 0.3µm-99.9995% @ MPPS

MHH-610/610/125-B300-15APD1G-NEB	24	24	5	24.00	24.00	4.92	112.00	350	0.62
MHH-610/915/125-B300-15APD1G-NEB	24	36	5	24.00	36.00	4.92	168.00	530	0.62
MHH-610/1220/125-B300-15APD1G-NEB	24	48	5	24.00	48.00	4.92	224.00	700	0.62

# MHH SERIES MICRO HOOD FILTER 6" DEEP FRAME

HEPA & ULPA FILTERS

<b>Media</b>	Microglass Fiber
<b>Frame</b>	Extruded Anodized Aluminium
<b>Final Pressure Drop</b>	2.4" w.g.
<b>Operating Temperature</b>	176°F
<b>Filter Efficiency</b>	99.95% @ MPPS - 99.9995% @ MPPS
<b>Collar Dimensions</b>	5.9", 7.87", 9.84", 11.81", 15.74"
<b>Collar Height</b>	2.56"
<b>Protection Grids</b>	Powder Coated Metal on Both Sides
<b>Separators</b>	Hotmelt



5.90" Aluminium Profile View

### Applications

- Cleanroom applications
- Laminar flow cabins

### Advantages

- Adjustable air flow option

Part Number	Nominal Size			Actual Size			Media Area (sq.ft)	Air Flow (cfm)	Pressure Drop (inches w. g.)
	Height (inch)	Width (inch)	Depth (inch)	Height (inch)	Width (inch)	Depth (inch)			

#### ► 99.99% @ 0.3µm-99.95% @ MPPS

MHH-610/610/150-B300-13APD1G-NEB	24	24	6	24.00	24.00	5.90	112.00	350	0.50
MHH-610/915/150-B300-13APD1G-NEB	24	36	6	24.00	36.00	5.90	168.00	530	0.50
MHH-610/1220/150-B300-13APD1G-NEB	24	48	6	24.00	48.00	5.90	224.00	700	0.50

#### ► 99.999% @ 0.3µm-99.995% @ MPPS

MHH-610/610/150-B300-14APD1G-NEB	24	24	6	24.00	24.00	5.90	112.00	350	0.54
MHH-610/915/150-B300-14APD1G-NEB	24	36	6	24.00	36.00	5.90	168.00	530	0.54
MHH-610/1220/150-B300-14APD1G-NEB	24	48	6	24.00	48.00	5.90	224.00	700	0.54

#### ► 99.9999% @ 0.3µm-99.9995% @ MPPS


MHH-610/610/150-B300-15APD1G-NEB	24	24	6	24.00	24.00	5.90	112.00	350	0.62
MHH-610/915/150-B300-15APD1G-NEB	24	36	6	24.00	36.00	5.90	168.00	530	0.62
MHH-610/1220/150-B300-15APD1G-NEB	24	48	6	24.00	48.00	5.90	224.00	700	0.62



# 07

## **PRODUCT CODE DESCRIPTIONS**

MPM SERIES	<b>112</b>
MPP SERIES	<b>112</b>
MGP SERIES	<b>112</b>
MSKPN SERIES	<b>113</b>
MSKP SERIES	<b>114</b>
MSKP MESH SERIES	<b>114</b>
MPS-MPG SERIES	<b>115</b>
MPR SERIES	<b>115</b>
MPF SERIES	<b>116</b>
MPHT SERIES	<b>116</b>
MC SERIES	<b>117</b>
MV4HT SERIES	<b>117</b>
MAS-MASHT SERIES	<b>118</b>
V FILTER SERIES	<b>119</b>
HEPA SERIES	<b>120</b>
HEPA HOOD SERIES	<b>121</b>
MVH SERIES	<b>122</b>



PRODUCT  
CODE DESCRIPTIONS

▶ **MPM SERIES**

PRODUCT CODE DESCRIPTIONS ◀



▶ **MPP SERIES**



▶ **MGP SERIES**



▶ **MSKPN SERIES**

PRODUCT CODE DESCRIPTIONS ◀




▶ **MSKP SERIES**



▶ **MSKP MESH SERIES**





Type	Efficiency	Number of Pockets	Depth (mm)	Frame Dims.	Frame	Gasket	Header
MPS	6	8	600	592/592	G	N	H22
MPS	3	3	*	*	G	N	H22
MPG	4	4			PK	BD	H23
	5	5				BU	
	6	6				BS	
	7	7				LSG	
	8	8					
	9	9					
		10					
		11					
		12					

**Note 1:** All dimensions are in mm

**Note 2:** Pocket depths are available  $150 \leq \text{Depth} \leq 915$  mm

\* Customized

Type	Description
MPS	Synthetic filter
MPG	Glassfiber filter

Gasket	Location	Description
N	No gasket	-
BD	Down stream	EPDM flat gasket
BU	Up stream	EPDM flat gasket
BS	Both side	EPDM flat gasket
LSG	Left side gasket	EPDM flat gasket

## MPR SERIES

Type	Efficiency	Number of Pockets	Depth (mm)	Frame Dims.	Frame	Gasket	Header
MPR	6	8	600	592/592	PK	N	H23
	4	3	*	287/592		N	
	5	4		592/592		BD	
	6	6				BU	
		8					
						BS	
						LSG	

Type	Efficiency	Number of Pockets	Depth (mm)	Frame Dims.	Frame	Gasket	Header
MPR	6	8	600	592/592	G	N	H22
	4	3	*	*		N	
	5	4				BD	
	6	6				BU	
		8					
						BS	
						LSG	

Gasket	Location	Description
N	No gasket	-
BD	Down stream	EPDM flat gasket
BU	Up stream	EPDM flat gasket
BS	Both side	EPDM flat gasket
LSG	Left side gasket	EPDM flat gasket

**Note 1:** All dimensions are in mm

**Note 2:** Pocket depths are available  $150 \leq \text{Depth} \leq 620$  mm

\* Customized

Type	Width (mm)	Height (mm)	Depth (mm)	Efficiency	Frame	Gasket	Grid	Media Area	Handle
MPF	592	592	48	6	PK	D	1G	S	NT
	*	*	**	5	PK	N	NG	S	NT
			***	6	G	D	1G	*	T
				7	A	U	2G		2T
				8	S	S			
				9	P	BD			
					K	BU			
					AP	BS			

**Note:** All dimensions are in mm

\* Customized

\*\* Plastic frame is available for 48, 96 and 150 mm depths

\*\*\* Depth<sub>≥</sub>23 mm

Frame	Description
PK	Plastic
G	Galvanized
A	Aluminium
S	Stainless steel
P	MDF
K	Cardboard
AP	Aluminium profile

Media Area	Description
S	Standard
*	Customized

Gasket	Location	Type
N	No gasket	-
D	Down stream	Half Round Endless PU gasket
U	Up stream	Half Round Endless PU gasket
S	Both side	Half Round Endless PU gasket
BD	Down stream	EPDM flat gasket
BU	Up stream	EPDM flat gasket
BS	Both side	EPDM flat gasket

Grid	Location	Handle	Description
NG	No grid	NT	No handle
1G	Down stream	T	Handle on one side
2G	Both side	2T	Handle on both side

# ▶ MPHT SERIES

Type	Width (mm)	Height (mm)	Depth (mm)	Efficiency	Frame	Gasket	Grid	Handle
MPHT	610	610	78	6	AP	HD	2G	NT
	*	*	30	6	AP	N		T
			38	7	G	HD		NT
			40	8	S	HU		
			47	9	A	HS		
			55	10				
			78					
			*					

Frame	Description
AP	Aluminium profile
G	Galvanized
S	Stainless steel
A	Aluminium sheet

Handle	Description
NT	No handle
T	Handle

**Note:** All dimensions are in mm

\* Customized: Available for G and S frame types

Gasket	Location	Description
N	No gasket	-
HD	Down stream	HT gasket
HU	Up stream	HT gasket
HS	Both side	HT gasket

Type	Width (mm)	Height (mm)	Depth (mm)	Efficiency	Frame	Gasket	Grid	Media Area	Header	Handle
MCH	592	592	130	6	PK	D	2G	S	H25	NT
MCH	*	*	**	6	PK	N	NG	S	H25	NT
MCL				7	G	D	1G	*	H20	T
				8		U	2G			2T
				9	A	S				
						BD				
						BU				
						BS				

**Note:** All dimensions are in mm

\* Customized

\*\* 130 mm for Plastic Frame

Type	Description
MCH	Pleat height: 110 mm
MCL	Pleat height: 60 mm

Frame	Description
PK	Plastic
G	Galvanized
A	Aluminium sheet

Media Area	Description
S	Standard
*	Customized

Gasket	Location	Description
N	No gasket	-
D	Down stream	Half Round Endless PU gasket
U	Up stream	Half Round Endless PU gasket
S	Both side	Half Round Endless PU gasket
BD	Down stream	EPDM flat gasket
BU	Up stream	EPDM flat gasket
BS	Both side	EPDM flat gasket

Grid	Location
NG	No grid
1G	Down stream
2G	Both side

Handle	Description
NT	No handle
T	Handle on one side
2T	Handle on both side

## ▶ MV4HT SERIES

Type	Width (mm)	Height (mm)	Depth (mm)	Efficiency	Frame	Gasket	Grid	Media Area	Header
MV4HT	610	610	292	6	G	HD	2G	S	1H22
	305	610	292	6	G	N			NH
	610	610	400	7	S	HD			1H22
	287	592		8		HU			
	592	592		9		HS			

Frame	Description
G	Galvanized
S	Stainless steel

Media Area	Description
S	Standard

**Note:** All dimensions are in mm

Gasket	Location	Description
N	No gasket	-
HD	Down stream	HT gasket
HU	Up stream	HT gasket
HS	Both	HT gasket

Type	Width (mm)	Height (mm)	Depth (mm)	Efficiency	Frame	Gasket	Grid	Media Area	Header	Handle
MAS	610	610	292	6	G	D	2G	S	1H25	NT
MAS	*	*	*	6	G	N	NG	S	1H20	NT
MASHT				7	A	D	1G	*	2H20	T
				8	S	U	2G		1H25	2T
				9		S			2H25	
						BD				
						BU				
						BS				
						HD				
						HU				
						HS				

**Note:** All dimensions are in mm

Type	Description
MAS	Al. separator
MASHT	HT Al. separator

Frame	Description
G	Galvanized
A	Aluminium
S	Stainless steel

Media Area	Description
S	Standard
*	Customized

Header	Description
1H20	Down/Up stream 20 mm
2H20	Both side 20 mm
1H25	Down/Up stream 25 mm
2H25	Both side 25 mm

Gasket	Location	Type
N	No gasket	-
D	Down stream	Half Round Endless PU gasket (MAS)
U	Up stream	Half Round Endless PU gasket (MAS)
S	Both side	Half Round Endless PU gasket (MAS)
BD	Down stream	EPDM flat gasket (MAS)
BU	Up stream	EPDM flat gasket (MAS)
BS	Both side	EPDM flat gasket (MAS)
HD	Down stream	High temperature gasket (MASHT)
HU	Up stream	High temperature gasket (MASHT)
HS	Both side	High temperature gasket (MASHT)

Grid	Location	Handle	Description
NG	No grid	NT	No handle
1G	Down stream	T	Handle on one side
2G	Both side	2T	Handle on both side

Depth	Description
*	Customized 150 - 292 mm

Type of V Cell	Efficiency	Frame Code	Frame	Media Area	Gasket	Grid	Fully Potted	Header	Frame Color
MV	F7	03	A	S	D	PG	Y	H25	03
MV	M5	01	A	S	N	NPG	NY	H20	
MVEE	M6	02	P	*	D	PG	Y	H25	
MW	F7	03			U	2PG			
MVX	F8	04			S	RPG			
	F9				BD				
	E10	07			BU				
	E11				BS				
	E12								
	H13								
	H14								

Frame Code	Dims. (mm)
01	287x592
02	492x592
03	592x592
04	402x592
07	492x492

Media Area	Description
S	Standard
*	Customized

Fully Potted	Description
NY	No fully potted
Y	Fully potted

Frame	Description
A	Plastic
P	HT plastic (max. 120 °C)

Frame Color	Description
03	Grey

**Note:** All dimensions are in mm

Gasket	Location	Type
N	No gasket	-
D	Down stream	Half Round Endless PU gasket
U	Up stream	Half Round Endless PU gasket
S	Both side	Half Round Endless PU gasket
BD	Down stream	EPDM gasket
BU	Up stream	EPDM gasket
BS	Both side	EPDM gasket

Grid	Location	Description
NPG	No grid	-
PG	Down stream	8 pcs on the cartridge
2PG	Up stream	2 pcs on the outside cartridge
RPG	Down stream	8 pcs on the cartridge

Header	Description
H20	20 mm
H25	25 mm

Type	Width (mm)	Height (mm)	Depth (mm)	Efficiency	Frame	Gasket	Grid	Media Area	Handle
HFN	610	610	78	14	AP	D	2G	S	NT
HFM	*	*	**	10	AP	N	NG	S	T
HFR				11	G	D	1G	*	NT
HFN				12	S	U	2G		
HFP				13	P	S			
HFS				14	A	BD			
HFH				15		BU			
HFX						BS			
HFU						J			

**Note:** All dimensions are in mm

\* Customized

\*\* 47, 55, 66, 70, 78, 90, 110 and 150 mm for Aluminium Profile

Type	Pleat Depth (mm)
HFM	25
HFR	35
HFN	50
HFP ***	75
HFS ****	100
HFH	135
HFX	150
HFU	Customized

Frame	Description
AP	Aluminium profile
G	Galvanized
S	Stainless steel
P	MDF
A	Aluminium sheet

\*\*\* 90 mm Aluminium Profile has 65 mm pleat depth.

\*\*\*\* 110 mm Aluminium Profile has 90 mm pleat depth.

Gasket	Location	Description
N	No gasket	-
D	Down stream	Half Round Endless PU gasket
U	Up stream	Half Round Endless PU gasket
S	Both side	Half Round Endless PU gasket
BD	Down stream	Neoprene or EPDM flat gasket
BU	Up stream	Neoprene or EPDM flat gasket
BS	Both side	Neoprene or EPDM flat gasket
J	In channel	Gel gasket available on aluminium profiles 66, 73, 80, 88 and 104 mm
YJ	Side channel	Side gel gasket available on aluminium profiles 66, 73 and 88 mm

Media Area	Description
S	Standard
*	Customized

Handle	Description
NT	No handle
T	Handle

Grid	Location
NG	No grid
1G	Down stream
2G	Both side

Type	Width (mm)	Height (mm)	Depth (mm)	Efficiency	Frame	Gasket	Grid	Media Area	Collar Qty	Collar Dia.	Damper	Handle
MHH	610	610	150	14	AP	D	1G	S	B	250	D	NT
	*	*	125	13	AP		NG	S	B	150	N	NT
			150	14	A		1G	*	2B	200	D	2T
			*	15	G				3B	250	BFD	
					S					300		
										400		

Media Area	Description
S	Standard
*	Customized

Grid	Location
NG	No grid
1G	Down stream

Damper	Description
N	No damper
D	Damper
BFD	Butterfly damper

Handle	Description
NT	No handle
2T	Handle top side

**Note 1:** All dimensions are in mm

**Note 2:** Width $\geq$ 295 Height $\geq$ 295

Frame	Description
AP	Aluminium Profile available for 125 and 150 mm
A	Aluminium sheet
G	Galvanized
S	Stainless steel

Collar Qty	Description
B	1 Pc
2B	2 Pcs
3B	3 Pcs

Gasket	Description
D	Down stream

Type	Width (mm)	Height (mm)	Depth (mm)	Cell	Efficiency	Frame	Gasket	Grid	Media Area	Handle	Color
MVH	610	610	292	5/6	14	G	D	NG	S	NT	00
MVH	*	*	*	3/4	6	G	N	NG	S	NT	00
MV				4/5	7	S	D	1G	*	T	02
				5/6	8	PK	U	2G		2T	
					9		S				
				6/7	10		BD				
					11		BU				
					12		BS				
					13						
					14						

\* Plastic frame is available for 305x610x292 and 610x610x292 mm

Frame	Description
G	Galvanized
MG	HT max. 120 °C
S	Stainless steel
PK	Plastic


Media Area	Description
S	Standard
*	Customized

Color	Description
00	Galvanized or SS frame
02	Black

Gasket	Location	Type
N	No gasket	-
D	Down stream	Half Round Endless PU gasket
U	Up stream	Half Round Endless PU gasket
S	Both side	Half Round Endless PU gasket
BD	Down stream	EPDM flat gasket
BU	Up stream	EPDM flat gasket
BS	Both side	EPDM flat gasket

Grid	Location
NG	No grid
1G	Down stream
2G	Both side

Handle	Description
NT	No handle
T	Handle on side
2T	Handle on both side









Mikropor America Inc

4921 Ohio Street, Michigan City, IN 46360

☎ 219 878 1550 ✉ [support@mikroporamerica.com](mailto:support@mikroporamerica.com)

📷 [in](#) [X](#) **mikropor**

[mikroporamerica.com](http://mikroporamerica.com)