mikropor

Manufacturing Forward

AIR FILTRATION

PRODUCT CATALOG

mikropor

01 OUR COMPANY 06

02 COARSE FILTERS 24

03 FINE FILTERS 28

04 HIGH TEMPERATURE FILTERS 52

05 CARBON FILTERS 62

06 HEPA & ULPA FILTERS 68

07 PRODUCT CODE DESCRIPTIONS 110

BREATHE A SIGH OF RELIEF WITH MIKROPOR

Viruses and air pollution pose great risks for our future and can lead to chronic and acute respiratory tract diseases including stroke, cardiac disease, lung cancer and asthma. However, these risks can be minimized through the reduction of harmful airborne particulate and pollution levels.

The World Health Organization's (WHO) data suggests that 4 million premature deaths are estimated to occur due to air pollution on a global scale. This will ensue from exposure to 2.5 micron and smaller particles*. Covid-19's global effects have shown that airborne viruses can move swiftly in HVAC systems. Meanwhile, Mikropor forestalls these threats through its products manufactured in accordance with the new global ISO 16890 Standard. To address these concerns and more, Mikropor specializes in high efficiency filtration.

While our world is at great risk due to airborne viruses and air pollution, Mikropor cleans the air and endeavors for a healthier future.

* www.who.int

01

OUR COMPANY

GENERAL APPLICATIONS 8

STANDARDS & CERTIFICATES 14

HIGH TECHNOLOGY 20

Mikropor began its journey in 1987 with a passion to create "tomorrow's technology" and has become one of the leading manufacturers of atmospheric air filtration solutions and compressed air treatment systems for a variety of industries.

By closely following the latest developments in technology, Mikropor's "Best in Class" products and solutions are appreciated by customers in more than 140 countries. The company's sustainable growth has been provided by its passion for innovation and commitment to quality, as well as its dedication to technology. Mikropor is an environmentally conscious company that values people, while developing products that extend the needs and expectations of customers and thus contributes to Turkey's recognition in the international industrial manufacturing sector.

With this mission, Mikropor continues to become one of the most recognized brands in the world by expanding its global penetration in the field of technological filtration and contributes to a healthier planet.

Mikropor America is strategically located in Northwest, IN. The 26 acre campus features a 185,000 square foot distribution center, along with several onsite storage and maintenance facilities. The hands-on training center supports both HVAC Filtration and Compressed Air Treatment Division.

MIKROPOR SOLUTIONS IN HVAC APPLICATIONS

Mikropor is a world leader in manufacturing air filters for (five) main applications:

1- HVAC
2- Food & Beverage Industry
3- Pharmaceutical Industry
4- Automotive Industry
5- Power Generation Industry

HVAC SYSTEMS

Heating, Ventilation, and Air Conditioning (HVAC); play a major role for improving indoor air quality. In addition to removing particulate and hazardous airborne molecular contaminants, proper filter selection can reduce energy spend and lower carbon footprint.

FOOD AND BEVERAGE INDUSTRY

Mikropor offers filtration solutions to hygienic HVAC systems which are sensitive against microbial contamination and corrosion. Mikropor's diverse product range is recognized and serves as a partner of food manufactures world wide.

PHARMACEUTICAL INDUSTRY

Mikropor offers a wide variety of solutions including high efficient EPA, HEPA & ULPA filters and leakage free hood and box variations. Through individual testing Mikropor guarantes guarantees the performance and impermeability (leakproof) by using the EN 1822 test standard. All EPA, HEPA & ULPA class filters are delivered with test certificates.

AUTOMOTIVE INDUSTRY

Mikropor offers a complete range of air filters suitable for a modern-day surface treatment. These systems require either a constant fresh and particle free air or recirculated air without VOC. Mikropor currently supplies Best in Class filtration products for particulate and High Temperature applications to numerous global automotive manufacturers.

MIKROPOR SOLUTIONS IN HVAC APPLICATIONS

POWER GENERATION INDUSTRY

Mikropor produces both pulse and static air intake filters used in air intake systems preferred by well-known Gas Turbine manufacturers. The Mikropor gas turbine filtration solutions include unique products such as mini pleated, depth loading, and pulse filters offering high efficiencies and lower pressure drops with higher surface areas. Mikropor can provide filtration solutions with negligible turbine fouling and maximized turbine heat rate. Mikropor also offers solutions for coastal and offshore applications against the highest humidity conditions.

A NEW LOOK AT STANDARDS

We guarantee the efficiency values of our products with the ISO 16890 Standard that tests the capabilities of air filters by using particles on a broader spectrum.

ISO
16890

EN 779:2012

EN 779:2012 Standard classifies air filters according to the lowest filtration efficiency. Particle size that forms a basis to the efficiency is regarded as 0.4 µm and filters are separated into three groups. These groups are; G, M and F.

EN 779:2012 CLASSIFICATION					
Group	Class	Final Pressure Drop (Pa)	Avarage Arrestance of Synthetic Dust (%)	Avarage Arrestance 0.4µ Particles (%)	Minimum Efficiency of 0.4µ Particles (%)
Coarse	G1	250	50≤Am≤65	-	-
	G2	250	65≤Am≤80	-	-
	G3	250	80≤Am≤90	-	-
	G4	250	90≥Am	-	-
Medium	M5	450	-	40≤Em≤60	-
	M6	450	-	60≤Em≤80	-
Fine	F7	450	-	80≤Em≤90	35
	F8	450	-	90≤Em≤95	55
	F9	450	-	95≤Em	70

Mikropor Research and Development laboratory utilizes the latest EN 779:2012 / ISO 16890 test system to develop new products for market needs, improve performance of existing products and to supply filters accordance with the design specifications.

The Flat Sheet Media Test Rig is a modular filter testing system for flat filter media. This enables to determine differential pressure curve, fractional efficiency, and dust holding capacity.

ISO 16890

ISO 16890 Standard is a global testing standard that entered into force in the year 2018. ISO 16890 Standard, used for the classification of air filters has replaced EN 779:2012 Standard.

Since EN 779:2012 could not determine how a filter performs against other particles found in the air while it tests an air filter's capturing capability for 0.4µm particle size only, ISO 16890, which puts air filters' capturing capabilities into test with particles on a broader spectrum (0.3µm-10µm), came into effect.

The ISO 16890 Standard divides air filters into four groups. The prerequisite for each group is for the filter to capture at least 50% of the appropriate particle size.

For instance, if a filter can capture more than 50% of PM1* particles, it is classified as a ISO ePM1 filter.

**Pollutants found in the air are called Particulate Matter (PM). PM is accepted as a common indicator for air pollution, and it affects humans more when compared to other pollutants. Main components of PM are sulfate, nitrates, ammonia, sodium chloride, black carbon, mineral salt and water. It consists of the mixture of solid and liquid particles of organic and inorganic matters suspending in the air.*

FILTER GROUPS

ISO GROUP	Min. Requirement			Class Reporting Value
	ePM1 min.	ePM2.5 min.	ePM10 min.	
ISO Coarse	-	-	<50%	Initial gravimetric arrastance
ISO ePM10	-	-	≥50%	ePM10
ISO ePM2.5	-	≥50%	-	ePM2.5
ISO ePM1	≥50%	-	-	ePM1

PARTICLE DIAMETER SIZE RANGE

Efficiency	Size Range
ePM10	0.3 ≥ x ≥ 10
ePM2.5	0.3 ≥ x ≥ 2.5
ePM1	0.3 ≥ x ≥ 1

SIZE OF POLLUTANTS IN AIR

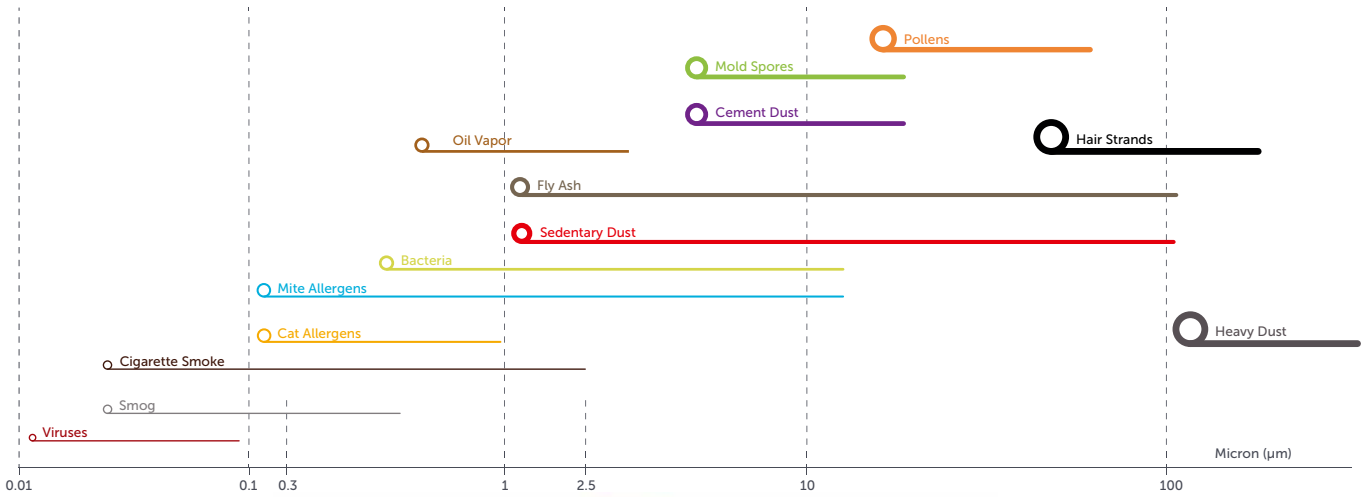

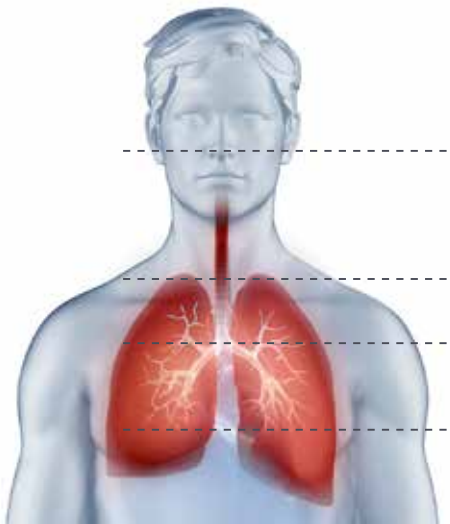

Respirable Particle Size

10µm

0.3 - 10µm ISO ePM10

0.3 - 2,5µm ISO ePM2.5

0.3 - 1µm ISO ePM1

COMPARISON OF EN 779:2012 AND ISO 16890 STANDARDS

	EN 779:2012	ISO 16890
Partical size for classification	0.4µm	from 0.3 to 1µm (PM1) from 0.3 to 2.5µm (PM2.5) from 0.3 to 10µm (PM10)
Test aerosol	DEHS	DEHS / from 0.3 to 1µm KCL / from 1 to 10µm
Electrostatic discharge with IPA (isopropanol)	Media is fully immersed	Sample (entire filter) is conditioned with IPA vapour
Efficiency of discharged filter	Comparison of sample and filter	Average efficiency of treated and untreated (conditioned) filter
Dust feed for classification	Incremental dust feed	Classification without dust feed
Test dust for ISO coarse and energy efficiency	ASHRAE	ISO fine
Dust feed	70 mg/m^3	140 mg/m^3
Test final differential pressure	G1, G2, G3, G4=250 Pa	PM 10 < 50%=200 Pa
	M5, M6, F7, F8, F9=450 Pa	PM 10 ≤ 50%=300 Pa
Classification	from G1 to G4 from M5 to M6 from F7 to F9	ISO Coarse ISO ePM10 ISO ePM2.5 ISO ePM1

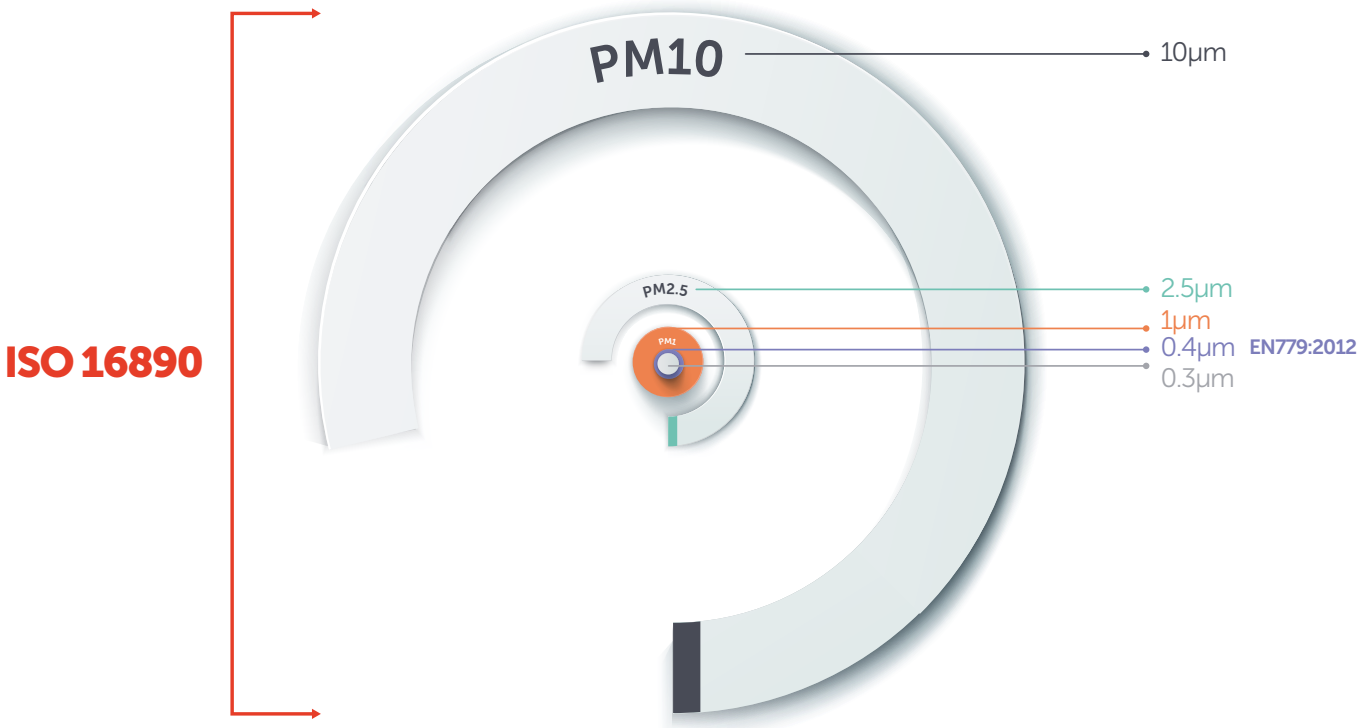

EN 1822

The EN 1822 Standard involves efficient, high-efficient and ultra-low permeability air filters (EPA, HEPA & ULPA) used in ventilating and air-conditioning, cleanroom technologies or applications in nuclear and pharmaceutical industries.

Their classification is based on the measuring of the size of particles (MPPS) passing to the clean side at a specific air speed.

FILTER CLASSIFICATION	EFFICIENCY (%) @MPPS		PENETRATION (%) @MPPS	
EN 1822	Overall Value	Local Value	Overall Penetration	Local Penetration
E10	85	-	15	-
E11	95	-	5	-
E12	99.50	-	0.5	-
H13	99.95	99.75	0.05	0.25
H14	99.995	99.975	0.005	0.025
U15	99.9995	99.9975	0.0005	0.0025
U16	99.99995	99.99975	0.00005	0.00025
U17	99.999995	99.9999	0.000005	0.0001

EN 1822 reports must show average and local efficiency at the stated flow rate, initial pressure drop and class of the filter.

CLEANROOMS

Structures, in which the particle density can be controlled and which are built for minimizing motions (entry, growth and concealment) of particles, germs and other unwanted particulates, are called "cleanrooms". Inside these structures, ambient temperature, humidity and pressure parameters can also be controlled.

STANDARDS			PARTICLE COUNT			
US 209E 1992	ISO 14644 1996	BS 5295 1989	0.1 micron (per m^3)	0.3 micron (per m^3)	0.5 micron (per m^3)	0.5 micron (per ft^3)
-	CLASS 1	-	10	-	-	-
-	CLASS 2	-	100	10	-	-
1	CLASS 3	C	1000	102	35	1
10	CLASS 4	D	10000	1020	353	10
100	CLASS 5	E/F	100000	10200	3530	100
1000	CLASS 6	G/H	1000000	102000	35300	1000
10000	CLASS 7	J	-	-	353000	10000
100000	CLASS 8	K	-	-	3530000	100000

OUR COMPANY ASHRAE 52.2

PERFORMANCE STANDARD

ASHRAE 52.2 is the accepted standard accredited by the American National Standards Institute (ANSI) used to report values of minimum removal efficiency by particle size (0.30 to 10µm).

ASHRA Standard 52.2-2-2012				EN	EN779-2012			EN1822:2009
Minimum Efficiency Reporting Value	**Composite Average Particle Size Efficiency % in Size Range µm**			**Filter Class**	**Avg. Arrestance of Syn Dust**	**Avg. Eff. at 0.4 µm**	**Min. Eff. at 0.4 µm**	**Efficiency at MPPS**
	Range E1	**Range E2**	**Range E3**		**Test Final DP 250 Pa**	**Test Final DP 450 Pa**		
MERV	0.3 - 1.0	1.0 - 3.0	3.0 - 10.0		%	%	%	%
1	n/a	n/a	E3 < 20%	G1	50%A ≤ 65			
2	n/a	n/a	E3 < 20%		65%A ≤ 80			
3	n/a	n/a	E3 < 20%	G2				
4	n/a	n/a	E3 < 20%					
5	n/a	n/a	20% ≤ E3	G3	80%A ≤ 90			
6	n/a	n/a	35% ≤ E3					
7	n/a	n/a	50% ≤ E3	G4	65%A ≤ 80			
8	n/a	20% ≤ E2	70% ≤ E3					
9	n/a	35% ≤ E2	75% ≤ E3	M5		40%A ≤ Em60		
10	n/a	50% ≤ E2	80% ≤ E3					
11	20% ≤ E1	65% ≤ E2	85% ≤ E3	M6		60%A ≤ Em80		
12	35% ≤ E1	80% ≤ E2	90% ≤ E3					
13	50% ≤ E1	85% ≤ E2	90% ≤ E3	F7		80% ≤ Em90	35	
14	75% ≤ E1	90% ≤ E2	95% ≤ E3	F8		90% ≤ Em95	55	
15	85% ≤ E1	90% ≤ E2	95% ≤ E3	F9		95% ≤ Em3	70	
16	95% ≤ E1	95% ≤ E2	95% ≤ E3	E10				<85
N / A	N / A	N / A	N / A	E11				<95
				E12				<99.5
				H13				<99.95
				H14				<99.995
				U15				<99.999
				U16				<99.99995
				U17				<99.999995

SEM, 3D & NANO

SEM / Scanning Electron Microscopy

Scanning Electron Microscopy (SEM) is utilized in determining of surface characteristics of newly developed materials. On nano-coated surfaces, uniform and continuous filament formations, where no drop defects occur, are desired. By means of the SEM instrument, having 1.000.000x magnification, morphology of nanofibers can easily be examined. EDX is the technique utilized in order to define elemental composition on any sample or on a respective small area on a sample. EDX analysis in electron microscope is performed by exposing the sample to a scanning electron beam. Thus, elemental composition of the sample can be determined.

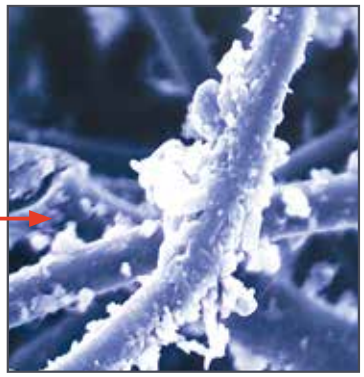

3D / Printing System

The 3D printer produces prototypes of designed products faster and with lower cost by utilizing layered production technology.



02

COARSE FILTERS

MPR SERIES 26

COARSE FILTERS

MPR SERIES

Media	Synthetic
Frame	Molded Plastic Frame
Final Pressure Drop	1.5" w. g.
Operating Temperature	176°F
Header Thickness	0.90"

Applications

- Automotive industry
- Gas turbine air intake systems
- General ventilation and air conditioning for office buildings, industrial environments, food processing facilities and laboratories

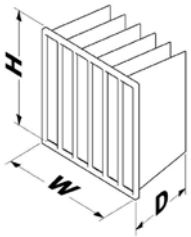

Advantages

- High dust holding capacity
- Low initial pressure drop
- Rigid self-supporting pocket filter
- Incinerable

Part Number	ASHRAE 52.2	Nominal Size			Actual Size			Media Area (sq.ft)	Air Flow (cfm)	Pressure Drop (inches w. g.)	Number of Pockets
		Height (inch)	Width (inch)	Depth (inch)	Height (inch)	Width (inch)	Depth (inch)				
MPR-US-4-06600-03P	MERV 8	24	24	24	23.50	23.50	23.60	53.80	2000	0.18	6
MPR-US-4-03600-01P	MERV 8	12	24	24	11.50	23.50	23.60	26.90	1000	0.18	3
MPR-US-4-06360-03P	MERV 8	24	24	14	23.50	23.50	14.20	32.30	2000	0.20	6
MPR-US-4-03360-01P	MERV 8	12	24	14	11.50	23.50	14.20	16.15	1000	0.20	3
MPR-US-4-08600-03P	MERV 8	24	24	24	23.50	23.50	23.60	68.90	2000	0.18	8
MPR-US-4-04600-01P	MERV 8	12	24	24	11.50	23.50	23.60	34.45	1000	0.18	4
MPR-US-4-08360-03P	MERV 8	24	24	14	23.50	23.50	14.20	42.00	2000	0.20	8
MPR-US-4-04360-01P	MERV 8	12	24	14	11.50	23.50	14.20	20.45	1000	0.20	4
MPR-US-5-06600-03P	MERV 9	24	24	24	23.50	23.50	23.60	53.80	2000	0.18	6
MPR-US-5-03600-01P	MERV 9	12	24	24	11.50	23.50	23.60	26.90	1000	0.18	3
MPR-US-5-06360-03P	MERV 9	24	24	14	23.50	23.50	14.20	32.30	2000	0.22	6
MPR-US-5-03360-01P	MERV 9	12	24	14	11.50	23.50	14.20	16.15	1000	0.22	3
MPR-US-5-08600-03P	MERV 9	24	24	24	23.50	23.50	23.60	68.90	2000	0.18	8
MPR-US-5-04600-01P	MERV 9	12	24	24	11.50	23.50	23.60	34.45	1000	0.18	4
MPR-US-5-08360-03P	MERV 9	24	24	14	23.50	23.50	14.20	42.00	2000	0.22	8
MPR-US-5-04360-01P	MERV 9	12	24	14	11.50	23.50	14.20	20.45	1000	0.22	4
MPR-US-6-06600-03P	MERV 9	24	24	24	23.50	23.50	23.60	53.80	2000	0.20	6
MPR-US-6-03600-01P	MERV 9	12	24	24	11.50	23.50	23.60	26.90	1000	0.20	3
MPR-US-6-06360-03P	MERV 9	24	24	14	23.50	23.50	14.20	32.30	2000	0.22	6
MPR-US-6-03360-01P	MERV 9	12	24	14	11.50	23.50	14.20	16.15	1000	0.22	3
MPR-US-6-08600-03P	MERV 9	24	24	24	23.50	23.50	23.60	68.90	2000	0.20	8
MPR-US-6-04600-01P	MERV 9	12	24	24	11.50	23.50	23.60	34.45	1000	0.20	4
MPR-US-6-08360-03P	MERV 9	24	24	14	23.50	23.50	14.20	42.00	2000	0.22	8
MPR-US-6-04360-01P	MERV 9	12	24	14	11.50	23.50	14.20	20.45	1000	0.22	4



03

FINE FILTERS

MPS FINE SERIES	30
MPS FINE PLASTIC SERIES	32
MPS NANOWAVE SERIES	34
MPG SERIES	36
MRC SERIES	40
MPF SERIES CARDBOARD	42
MPF SERIES	44
MPFA SERIES	46
MC SERIES	48
MV6 SERIES	49
MV SERIES	50
MV-2VF SERIES	52
MVX SERIES	53



FINE FILTERS

MPS FINE SERIES

Media	Synthetic
Frame	Galvanized Steel
Final Pressure Drop	1.2" w. g.
Operating Temperature	176°F
Header Thickness	0.86"

Applications

- HVAC

Advantages

- Low initial pressure drop

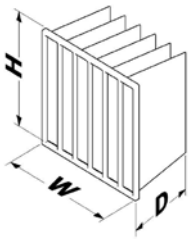

Part Number	ASHRAE 52.2	Nominal Size			Actual Size			Media Area (sq.ft)	Air Flow (cfm)	Pressure Drop (inches w. g.)	Number of Pockets
		Height (inch)	Width (inch)	Depth (inch)	Height (inch)	Width (inch)	Depth (inch)				
MPS-US-5-06560-03	MERV 9	24	24	22	23.30	23.30	22.04	49.50	2000	0.30	6
MPS-US-5-03560-01	MERV 9	12	24	22	11.30	23.30	22.04	24.75	1000	0.30	3
MPS-US-5-06460-03	MERV 9	24	24	18	23.30	23.30	18.10	40.90	2000	0.36	6
MPS-US-5-03460-01	MERV 9	12	24	18	11.30	23.30	18.10	20.45	1000	0.36	3
MPS-US-5-06380-03	MERV 9	24	24	15	23.30	23.30	15.00	33.40	2000	0.38	6
MPS-US-5-03380-01	MERV 9	12	24	15	11.30	23.30	15.00	17.20	1000	0.38	3
MPS-US-6-06765-03	MERV 11	24	24	30	23.30	23.30	30.10	68.00	2000	0.30	6
MPS-US-6-03765-01	MERV 11	12	24	30	11.30	23.30	30.10	34.40	1000	0.30	3
MPS-US-6-06560-03	MERV 11	24	24	22	23.30	23.30	22.04	49.50	2000	0.36	6
MPS-US-6-03560-01	MERV 11	12	24	22	11.30	23.30	22.04	24.75	1000	0.36	3
MPS-US-6-08765-03	MERV 11	24	24	30	23.30	23.30	30.10	88.25	2000	0.24	8
MPS-US-6-04765-01	MERV 11	12	24	30	23.30	23.30	30.10	44.10	1000	0.24	4
MPS-US-6-08560-03	MERV 11	24	24	22	23.30	23.30	22.04	64.60	2000	0.30	8
MPS-US-6-04560-01	MERV 11	12	24	22	11.30	23.30	22.04	32.30	1000	0.30	4

MPS FINE SERIES

Part Number	ASHRAE 52.2	Nominal Size			Actual Size			Media Area (sq.ft)	Air Flow (cfm)	Pressure Drop (inches w. g.)	Number of Pockets
		Height (inch)	Width (inch)	Depth (inch)	Height (inch)	Width (inch)	Depth (inch)				
MPS-US-7-06765-03	MERV 13	24	24	30	23.30	23.30	30.10	68.00	2000	0.46	6
MPS-US-7-03765-01	MERV 13	12	24	30	11.30	23.30	30.10	34.40	1000	0.46	3
MPS-US-7-06560-03	MERV 13	24	24	22	23.30	23.30	22.04	49.50	2000	0.52	6
MPS-US-7-03560-01	MERV 13	12	24	22	11.30	23.30	22.04	24.75	1000	0.52	3
MPS-US-7-08765-03	MERV 13	24	24	30	23.30	23.30	30.10	88.25	2000	0.40	8
MPS-US-7-04765-01	MERV 13	12	24	30	23.30	23.30	30.10	44.10	1000	0.40	4
MPS-US-7-08560-03	MERV 13	24	24	22	23.30	23.30	22.04	64.60	2000	0.48	8
MPS-US-7-04560-01	MERV 13	12	24	22	11.30	23.30	22.04	32.30	1000	0.48	4
MPS-US-8-06765-03	MERV 14	24	24	30	23.30	23.30	30.10	68.00	2000	0.64	6
MPS-US-8-03765-01	MERV 14	12	24	30	11.30	23.30	30.10	34.40	1000	0.64	3
MPS-US-8-06560-03	MERV 14	24	24	22	23.30	23.30	22.04	49.50	2000	0.76	6
MPS-US-8-03560-01	MERV 14	12	24	22	11.30	23.30	22.04	24.75	1000	0.76	3
MPS-US-8-08765-03	MERV 14	24	24	30	23.30	23.30	30.10	88.25	2000	0.58	8
MPS-US-8-04765-01	MERV 14	12	24	30	23.30	23.30	30.10	44.10	1000	0.58	4
MPS-US-8-08560-03	MERV 14	24	24	22	23.30	23.30	22.04	64.60	2000	0.68	8
MPS-US-8-04560-01	MERV 14	12	24	22	11.30	23.30	22.04	32.30	1000	0.68	4

MPS FINE PLASTIC SERIES

Media	Synthetic
Frame	Plastic (ABS)
Final Pressure Drop	1.2 ″ w. g.
Operating Temperature	176°F
Header Thickness	0.90″

Applications

- HVAC

Advantages

- Low initial pressure drop

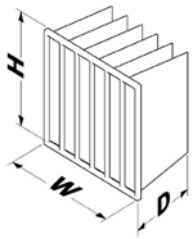

Part Number	ASHRAE 52.2	Nominal Size			Actual Size			Media Area (sq.ft)	Air Flow (cfm)	Pressure Drop (inches w. g.)	Number of Pockets
		Height (inch)	Width (inch)	Depth (inch)	Height (inch)	Width (inch)	Depth (inch)				
MPS-US-5-06560-03P	MERV 9	24	24	22	23.30	23.30	22.04	49.50	2000	0.36	6
MPS-US-5-03560-01P	MERV 9	12	24	22	11.30	23.30	22.04	24.75	1000	0.36	3
MPS-US-5-06460-03P	MERV 9	24	24	18	23.30	23.30	18.10	40.90	2000	0.42	6
MPS-US-5-03460-01P	MERV 9	12	24	18	11.30	23.30	18.10	20.45	1000	0.42	3
MPS-US-5-06380-03P	MERV 9	24	24	15	23.30	23.30	15.00	33.40	2000	0.44	6
MPS-US-5-06380-01P	MERV 9	12	24	15	11.30	23.30	15.00	18.80	1000	0.44	3
MPS-US-6-06765-03P	MERV 11	24	24	30	23.30	23.30	30.10	68.00	2000	0.36	6
MPS-US-6-03765-01P	MERV 11	12	24	30	11.30	23.30	30.10	34.40	1000	0.36	3
MPS-US-6-06560-03P	MERV 11	24	24	22	23.30	23.30	22.04	49.50	2000	0.42	6
MPS-US-6-03560-01P	MERV 11	12	24	22	11.30	23.30	22.04	24.75	1000	0.42	3
MPS-US-6-08765-03P	MERV 11	24	24	30	23.30	23.30	30.10	88.25	2000	0.28	8
MPS-US-6-04765-01P	MERV 11	12	24	30	11.30	23.30	30.10	44.10	1000	0.28	4
MPS-US-6-08560-03P	MERV 11	24	24	22	23.30	23.30	22.04	64.60	2000	0.34	8
MPS-US-6-04560-01P	MERV 11	12	24	22	11.30	23.30	22.04	32.30	1000	0.34	4
MPS-US-7-06765-03P	MERV 13	24	24	30	23.30	23.30	30.10	68.00	2000	0.52	6
MPS-US-7-03765-01P	MERV 13	12	24	30	11.30	23.30	30.10	34.40	1000	0.52	3
MPS-US-7-06560-03P	MERV 13	24	24	22	23.30	23.30	22.04	49.50	2000	0.62	6

MPS FINE PLASTIC SERIES

Part Number	ASHRAE 52.2	Nominal Size			Actual Size			Media Area (sq.ft)	Air Flow (cfm)	Pressure Drop (inches w. g.)	Number of Pockets
		Height (inch)	Width (inch)	Depth (inch)	Height (inch)	Width (inch)	Depth (inch)				
MPS-US-7-03560-01P	MERV 13	12	24	22	11.30	23.30	22.04	24.75	1000	0.62	3
MPS-US-7-08765-03P	MERV 13	24	24	765	23.30	23.30	30.10	88.25	2000	0.48	8
MPS-US-7-04765-01P	MERV 13	12	24	765	11.30	23.30	30.10	44.10	1000	0.48	4
MPS-US-7-08560-03P	MERV 13	24	24	22	23.30	23.30	22.04	64.60	2000	0.56	8
MPS-US-7-04560-01P	MERV 13	12	24	22	11.30	23.30	22.04	32.30	1000	0.56	4
MPS-US-8-06765-03P	MERV 14	24	24	30	23.30	23.30	30.10	68.00	2000	0.64	6
MPS-US-8-03765-01P	MERV 14	12	24	30	11.30	23.30	30.10	34.40	1000	0.64	3
MPS-US-8-06560-03P	MERV 14	24	24	22	23.30	23.30	22.04	49.50	2000	0.72	6
MPS-US-8-03560-01P	MERV 14	12	24	22	11.30	23.30	22.04	24.75	1000	0.72	3
MPS-US-8-08765-03P	MERV 14	24	24	765	23.30	23.30	30.10	88.25	2000	0.56	8
MPS-US-8-04765-01P	MERV 14	12	24	765	11.30	23.30	30.10	44.10	1000	0.56	4
MPS-US-8-08560-03P	MERV 14	24	24	22	23.30	23.30	22.04	64.60	2000	0.62	8
MPS-US-8-04560-01P	MERV 14	12	24	22	11.30	23.30	22.04	32.30	1000	0.62	4

MPS NANOWAVE SERIES

Media	Synthetic NANOWAVE
Frame	Galvanised Steel, Stainless Steel, Plastic*
Final Pressure Drop	1.2" w. g.
Operating Temperature	176°F
Humiditiy	100% RH
Filter Efficiency*	MERV11-13
Gasket	Optional

Applications

- Galvanised ventilation and air conditioning equipment

Advantages

- High dust holding capacity
- Low initial pressure drop
- Self-supporting conical sewn pocket



Part Number	ASHRAE 52.2	Nominal Size			Actual Size			Media Area (sq.ft)	Air Flow (cfm)	Pressure Drop (inches w. g.)	Number of Pockets
		Height (inch)	Width (inch)	Depth (inch)	Height (inch)	Width (inch)	Depth (inch)				
MPS-US-6-10-635-592/592-G-N-H22-NW	MERV 11	24	24	25	23.3	23.3	25	88.30	2000	0.20	10
MPS-US-6-8-635-492/592-G-N-H22-NW	MERV 11	20	24	25	23.3	19.37	25	71.60	1650	0.20	8
MPS-US-6-5-635-287/592-G-N-H22-NW	MERV 11	12	24	25	11.3	23.3	25	44.30	1000	0.20	5
MPS-US-6-8-635-592/592-G-N-H22-NW	MERV 11	24	24	25	23.3	23.3	25	73.20	2000	0.22	8
MPS-US-6-6-635-492/592-G-N-H22-NW	MERV 11	24	24	25	23.3	19.37	25	55.20	1650	0.22	6
MPS-US-6-4-635-287/592-G-N-H22-NW	MERV 11	11	24	25	11.3	23.3	25	36.30	1000	0.22	4
MPS-US-7-10-635-592/592-G-N-H22-NW	MERV 13	24	24	25	23.3	23.3	25	88.30	2000	0.28	10
MPS-US-7-8-635-492/592-G-N-H22-NW	MERV 13	20	24	25	23.3	19.37	25	71.60	1650	0.28	8
MPS-US-7-5-635-287/592-G-N-H22-NW	MERV 13	12	24	25	11.3	23.3	25	44.30	1000	0.28	5
MPS-US-7-8-635-592/592-G-N-H22-NW	MERV 13	24	24	25	23.3	23.3	25	73.20	2000	0.30	8
MPS-US-7-6-635-492/592-G-N-H22-NW	MERV 13	24	24	25	23.3	19.37	25	55.20	1650	0.30	6
MPS-US-7-4-635-287/592-G-N-H22-NW	MERV 13	11	24	25	11.3	23.3	25	36.30	1000	0.30	4
MPS-US-8-10-635-592/592-G-N-H22-NW	MERV 14	24	24	25	23.3	23.3	25	88.30	2000	0.30	10
MPS-US-8-8-635-492/592-G-N-H22-NW	MERV 14	20	24	25	23.3	19.37	25	71.60	1650	0.30	8
MPS-US-8-5-635-287/592-G-N-H22-NW	MERV 14	12	24	25	11.3	23.3	25	44.30	1000	0.30	5
MPS-US-8-8-635-592/592-G-N-H22-NW	MERV 14	24	24	25	23.3	23.3	25	73.20	2000	0.32	8
MPS-US-8-6-635-492/592-G-N-H22-NW	MERV 14	24	24	25	23.3	19.37	25	55.20	1650	0.32	6
MPS-US-8-4-635-287/592-G-N-H22-NW	MERV 14	11	24	25	11.3	23.3	25	36.30	1000	0.32	4

MPS NANOWAVE SERIES

Part Number	ASHRAE 52.2	Nominal Size			Actual Size			Media Area (sq.ft)	Air Flow (cfm)	Pressure Drop (inches w. g.)	Number of Pockets
		Height (inch)	Width (inch)	Depth (inch)	Height (inch)	Width (inch)	Depth (inch)				
MPS-US-9-10-635-592/592-G-N-H22-NW	MERV 15	24	24	25	23.3	23.3	25	88.30	2000	0.46	10
MPS-US-9-8-635-492/592-G-N-H22-NW	MERV 15	20	24	25	23.3	19.37	25	71.60	1650	0.46	8
MPS-US-9-5-635-287/592-G-N-H22-NW	MERV 15	12	24	25	11.3	23.3	25	44.30	1000	0.46	5
MPS-US-9-8-635-592/592-G-N-H22-NW	MERV 15	24	24	25	23.3	23.3	25	73.20	2000	0.48	8
MPS-US-9-6-635-492/592-G-N-H22-NW	MERV 15	24	24	25	23.3	19.37	25	55.20	1650	0.48	6
MPS-US-9-4-635-287/592-G-N-H22-NW	MERV 15	11	24	25	11.3	23.3	25	36.30	1000	0.48	4
MPS-US-7-10-635-592/592-G-N-H22-NW-EDHC	MERV 13	24	24	25	23.3	23.3	25	88.30	2000	0.24	10
MPS-US-7-8-635-492/592-G-N-H22-NW-EDHC	MERV 13	20	24	25	23.3	19.37	25	71.60	1650	0.24	8
MPS-US-7-5-635-287/592-G-N-H22-NW-EDHC	MERV 13	12	24	25	11.3	23.3	25	44.30	1000	0.24	5
MPS-US-7-8-635-592/592-G-N-H22-NW-EDHC	MERV 13	24	24	25	23.3	23.3	25	73.20	2000	0.26	8
MPS-US-7-6-635-492/592-G-N-H22-NW-EDHC	MERV 13	24	24	25	23.3	19.37	25	55.20	1650	0.26	6
MPS-US-7-4-635-287/592-G-N-H22-NW-EDHC	MERV 13	11	24	25	11.3	23.3	25	36.30	1000	0.26	4
MPS-US-9-10-635-592/592-G-N-H22-NW-EDHC	MERV 15	24	24	25	23.3	23.3	25	88.30	2000	0.34	10
MPS-US-9-8-635-492/592-G-N-H22-NW-EDHC	MERV 15	20	24	25	23.3	19.37	25	71.60	1650	0.34	8
MPS-US-9-5-635-287/592-G-N-H22-NW-EDHC	MERV 15	12	24	25	11.3	23.3	25	44.30	1000	0.34	5
MPS-US-9-8-635-592/592-G-N-H22-NW-EDHC	MERV 15	24	24	25	23.3	23.3	25	73.20	2000	0.36	8
MPS-US-9-6-635-492/592-G-N-H22-NW-EDHC	MERV 15	24	24	25	23.3	19.37	25	55.20	1650	0.36	6
MPS-US-9-4-635-287/592-G-N-H22-NW-EDHC	MERV 15	11	24	25	11.3	23.3	25	36.30	1000	0.36	4

MPG SERIES

Media	Microglass Fiber
Frame	Galvanized Steel
Final Pressure Drop	1.5" w. g.
Operating Temperature	176°F
Header Thickness	0.86"

Applications

- HVAC
- Pre-filter of absolute filters

Advantages

- Low initial pressure drop
- Low energy use

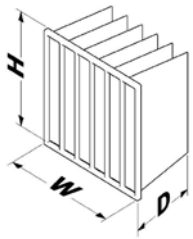

Part Number	ASHRAE 52.2	Nominal Size			Actual Size			Media Area (sq.ft)	Air Flow (cfm)	Pressure Drop (inches w. g.)	Number of Pockets
		Height (inch)	Width (inch)	Depth (inch)	Height (inch)	Width (inch)	Depth (inch)				
MPG-US-5-10535-03	MERV 9	24	24	21	23.30	23.30	21.00	75.35	2000	0.22	10
MPG-US-5-08535-02	MERV 9	24	20	21	23.30	19.37	21.00	51.70	1650	0.22	8
MPG-US-5-05535-01	MERV 9	24	12	21	23.30	11.30	21.00	23.70	1000	0.22	5
MPG-US-5-10635-03	MERV 9	24	24	25	23.30	23.30	25.00	89.30	2000	0.20	10
MPG-US-5-08635-02	MERV 9	24	20	25	23.30	19.37	25.00	62.40	1650	0.20	8
MPG-US-5-05635-01	MERV 9	24	12	25	23.30	11.30	25.00	28.00	1000	0.20	5
MPG-US-5-08535-03	MERV 9	24	24	21	23.30	23.30	21.00	61.35	2000	0.22	8
MPG-US-5-06535-02	MERV 9	24	20	21	23.30	19.37	21.00	40.90	1650	0.22	6
MPG-US-5-04535-01	MERV 9	24	12	21	23.30	11.30	21.00	20.45	1000	0.22	4
MPG-US-5-08635-03	MERV 9	24	24	25	23.30	23.30	25.00	73.20	2000	0.20	8
MPG-US-5-06635-02	MERV 9	24	20	25	23.30	19.37	25.00	48.45	1650	0.20	6
MPG-US-5-04635-01	MERV 9	24	12	25	23.30	11.30	25.00	23.70	1000	0.20	4
MPG-US-5-06600-03	MERV 9	24	24	24	23.30	23.30	23.60	53.80	2000	0.22	6
MPG-US-5-04600-02	MERV 9	24	20	24	23.30	19.37	23.60	33.40	1650	0.22	4
MPG-US-5-03600-01	MERV 9	24	12	24	23.30	11.30	23.60	18.30	1000	0.22	3
MPG-US-5-12380-03	MERV 9	24	24	15	23.30	23.30	15.00	62.40	2000	0.24	12
MPG-US-5-10380-02	MERV 9	24	20	15	23.30	19.37	15.00	45.20	1650	0.24	10
MPG-US-5-06380-01	MERV 9	24	12	15	23.30	11.30	15.00	19.40	1000	0.24	6

MPG SERIES

Part Number	ASHRAE 52.2	Nominal Size			Actual Size			Media Area (sq.ft)	Air Flow (cfm)	Pressure Drop (inches w. g.)	Number of Pockets
		Height (inch)	Width (inch)	Depth (inch)	Height (inch)	Width (inch)	Depth (inch)				
MPG-US-6-10535-03	MERV 11	24	24	21	23.30	23.30	21.00	75.35	2000	0.26	10
MPG-US-6-08535-02	MERV 11	24	20	21	23.30	19.37	21.00	51.70	1650	0.26	8
MPG-US-6-05535-01	MERV 11	24	12	21	23.30	11.30	21.00	23.70	1000	0.26	5
MPG-US-6-10635-03	MERV 11	24	24	25	23.30	23.30	25.00	89.30	2000	0.22	10
MPG-US-6-08635-02	MERV 11	24	20	25	23.30	19.37	25.00	62.40	1650	0.22	8
MPG-US-6-05635-01	MERV 11	24	12	25	23.30	11.30	25.00	28.00	1000	0.22	5
MPG-US-6-08535-03	MERV 11	24	24	21	23.30	23.30	21.00	61.35	2000	0.30	8
MPG-US-6-06535-02	MERV 11	24	20	21	23.30	19.37	21.00	40.90	1650	0.30	6
MPG-US-6-04535-01	MERV 11	24	12	21	23.30	11.30	21.00	20.45	1000	0.30	4
MPG-US-6-08635-03	MERV 11	24	24	25	23.30	23.30	25.00	73.20	2000	0.26	8
MPG-US-6-06635-02	MERV 11	24	20	25	23.30	19.37	25.00	48.45	1650	0.26	6
MPG-US-6-04635-01	MERV 11	24	12	25	23.30	11.30	25.00	23.70	1000	0.26	4
MPG-US-6-06600-03	MERV 11	24	24	24	23.30	23.30	23.60	53.80	2000	0.30	6
MPG-US-6-04600-02	MERV 11	24	20	24	23.30	19.37	23.60	33.40	1650	0.30	4
MPG-US-6-03600-01	MERV 11	24	12	24	23.30	11.30	23.60	18.30	1000	0.30	3
MPG-US-6-12380-03	MERV 11	24	24	15	23.30	23.30	15.00	62.40	2000	0.32	12
MPG-US-6-10380-02	MERV 11	24	20	15	23.30	19.37	15.00	45.20	1650	0.32	10
MPG-US-6-06380-01	MERV 11	24	12	15	23.30	11.30	15.00	19.40	1000	0.32	6
MPG-US-7-10535-03	MERV 13	24	24	21	23.30	23.30	21.00	75.35	2000	0.42	10
MPG-US-7-08535-02	MERV 13	24	20	21	23.30	19.37	21.00	51.70	1650	0.42	8
MPG-US-7-05535-01	MERV 13	24	12	21	23.30	11.30	21.00	23.70	1000	0.42	5
MPG-US-7-10635-03	MERV 13	24	24	25	23.30	23.30	25.00	89.30	2000	0.38	10
MPG-US-7-08635-02	MERV 13	24	20	25	23.30	19.37	25.00	62.40	1650	0.38	8
MPG-US-7-05635-01	MERV 13	24	12	25	23.30	11.30	25.00	28.00	1000	0.38	5
MPG-US-7-08535-03	MERV 13	24	24	21	23.30	23.30	21.00	61.35	2000	0.42	8
MPG-US-7-06535-02	MERV 13	24	20	21	23.30	19.37	21.00	40.90	1650	0.42	6
MPG-US-7-04535-01	MERV 13	24	12	21	23.30	11.30	21.00	20.45	1000	0.42	4
MPG-US-7-08635-03	MERV 13	24	24	25	23.30	23.30	25.00	73.20	2000	0.36	8
MPG-US-7-06635-02	MERV 13	24	20	25	23.30	19.37	25.00	48.45	1650	0.36	6
MPG-US-7-04635-01	MERV 13	24	12	25	23.30	11.30	25.00	23.70	1000	0.36	4
MPG-US-7-06600-03	MERV 13	24	24	24	23.30	23.30	23.60	53.80	2000	0.44	6
MPG-US-7-04600-02	MERV 13	24	20	24	23.30	19.37	23.60	33.40	1650	0.44	4
MPG-US-7-03600-01	MERV 13	24	12	24	23.30	11.30	23.60	18.30	1000	0.44	3

MPG SERIES

Part Number	ASHRAE 52.2	Nominal Size			Actual Size			Media Area (sq.ft)	Air Flow (cfm)	Pressure Drop (inches w. g.)	Number of Pockets
		Height (inch)	Width (inch)	Depth (inch)	Height (inch)	Width (inch)	Depth (inch)				
MPG-US-8-10535-03	MERV 15	24	24	21	23.3	23.3	21	75.35	2000	0.60	10
MPG-US-8-08535-02	MERV 15	24	20	21	23.3	19.3	21	51.70	1650	0.60	8
MPG-US-8-05535-01	MERV 15	24	12	21	23.3	11.3	21	23.70	1000	0.60	5
MPG-US-8-10635-03	MERV 15	24	24	25	23.3	23.3	25	89.30	2000	0.56	10
MPG-US-8-08635-02	MERV 15	24	20	25	23.3	19.3	25	62.40	1650	0.56	8
MPG-US-8-05635-01	MERV 15	24	12	25	23.3	11.3	25	28.00	1000	0.56	5
MPG-US-8-08535-03	MERV 15	24	24	21	23.3	23.3	21	61.35	2000	0.64	8
MPG-US-8-06535-02	MERV 15	24	20	21	23.3	19.3	21	40.90	1650	0.64	6
MPG-US-8-04535-01	MERV 15	24	12	21	23.3	11.3	21	20.45	1000	0.64	4
MPG-US-8-08635-03	MERV 15	24	24	25	23.3	23.3	25	73.20	2000	0.58	8
MPG-US-8-06635-02	MERV 15	24	20	25	23.3	19.3	25	48.45	1650	0.58	6
MPG-US-8-04635-01	MERV 15	24	12	25	23.3	11.3	25	23.70	1000	0.58	4
MPG-US-8-06600-03	MERV 15	24	24	24	23.3	23.3	23.6	53.80	2000	0.60	6
MPG-US-8-04600-02	MERV 15	24	20	24	23.3	19.3	23.6	33.40	1650	0.60	4
MPG-US-8-03600-01	MERV 15	24	12	24	23.3	11.3	23.6	18.30	1000	0.60	3

MRC SERIES

Media	Synthetic
Frame	Galvanized Steel
Final Pressure Drop	1.50"w.g.
Operating Temperature	176°F
Gasket	Optional
Seperators	Plastic

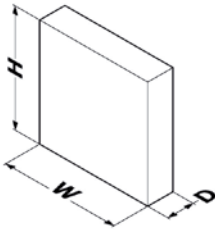

Applications

- Suitable for built-up filter banks
- Rooftop units (RTUs), Air handling units (AHUs)
- Hospitals and pharmaceutical facilities

Advantages

- Compact and rigid
- Supported media design

Part Number	ASHRAE 52.2	Nominal Size			Actual Size			Media Area (sq.ft)	Air Flow (cfm)	Pressure Drop (inches w. g.)
		Height (inch)	Width (inch)	Depth (inch)	Height (inch)	Width (inch)	Depth (inch)			
MRC-US-287/592/292-7GN	MERV 13	24	12	12	23.30	11.50	11.50	28.20	1000	0.34
MRC-US-492/592/292-7GN	MERV 13	24	20	12	23.30	19.40	11.50	48.30	1650	0.34
MRC-US-592/592/292-7GN	MERV 13	24	24	12	23.30	23.30	11.50	58.10	2000	0.34
MRC-US-287/592/292-7GN-1H20	MERV 13	24	12	12	23.30	11.50	11.50	25.10	1000	0.48
MRC-US-492/592/292-7GN-1H20	MERV 13	24	20	12	23.30	19.40	11.50	43.00	1650	0.48
MRC-US-592/592/292-7GN-1H20	MERV 13	24	24	12	23.30	23.30	11.50	51.70	2000	0.48
MRC-US-287/592/292-9GN	MERV 15	24	12	12	23.30	11.50	11.50	28.20	1000	0.54
MRC-US-492/592/292-9GN	MERV 15	24	20	12	23.30	19.40	11.50	48.30	1650	0.54
MRC-US-592/592/292-9GN	MERV 15	24	20	12	23.30	23.30	11.50	58.10	2000	0.54
MRC-US-287/592/292-9GN-1H20	MERV 15	24	12	12	23.30	11.50	11.50	25.10	1000	0.68
MRC-US-492/592/292-9GN-1H20	MERV 15	24	20	12	23.30	19.40	11.50	43.00	1650	0.68
MRC-US-592/592/292-9GN-1H20	MERV 15	24	24	12	23.30	23.30	11.50	51.70	2000	0.68



MPF SERIES CARDBOARD

Media	Microglass Fiber
Frame	Cardboard
Final Pressure Drop	1.5" w. g.
Operating Temperature	176°F
Sealant	Wood Glue
Separator	Hot Melt

Applications

- HVAC

Advantages

- Compact and rigid
- Low energy use
- High surface area
- Metal free

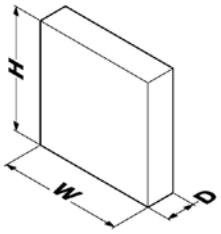

Part Number	ASHRAE 52.2	Nominal Size			Actual Size			Media Area (sq.ft)	Air Flow (cfm)	Pressure Drop (inches w. g.)
		Height (inch)	Width (inch)	Depth (inch)	Height (inch)	Width (inch)	Depth (inch)			
MPF-US-287/595/45-6KN	MERV 11	12	24	2	11.30	23.30	1.88	32.20	600	0.26
MPF-US-495/595/45-6KN	MERV 11	20	24	2	19.37	23.30	1.88	53.80	1000	0.26
MPF-US-595/595/45-6KN	MERV 11	24	24	2	23.30	23.30	1.88	64.50	1200	0.26
MPF-US-287/595/95-6KN	MERV 11	12	24	4	11.30	23.30	3.78	59.20	850	0.32
MPF-US-495/595/95-6KN	MERV 11	20	24	4	19.37	23.30	3.78	96.90	1400	0.32
MPF-US-595/595/95-6KN	MERV 11	24	24	4	23.30	23.30	3.78	118.40	1700	0.32
MPF-US-287/595/45-7KN	MERV 13	12	24	2	11.30	23.30	1.88	64.50	600	0.32
MPF-US-495/595/45-7KN	MERV 13	20	24	2	19.37	23.30	1.88	53.80	1000	0.32
MPF-US-595/595/45-7KN	MERV 13	24	24	2	23.30	23.30	1.88	32.20	1200	0.32
MPF-US-287/595/95-7KN	MERV 13	12	24	4	11.30	23.30	3.78	118.40	850	0.36

MPF SERIES CARDBOARD

Part Number	ASHRAE 52.2	Nominal Size			Actual Size			Media Area (sq.ft)	Air Flow (cfm)	Pressure Drop (inches w. g.)
		Height (inch)	Width (inch)	Depth (inch)	Height (inch)	Width (inch)	Depth (inch)			
MPF-US-495/595/95-7KN	MERV 13	20	24	4	19.37	23.30	3.78	96.90	1400	0.36
MPF-US-595/595/95-7KN	MERV 13	24	24	4	23.30	23.30	3.78	59.20	1700	0.36
MPF-US-287/595/45-8KN	MERV 14	12	24	2	11.30	23.30	1.88	64.50	600	0.40
MPF-US-495/595/45-8KN	MERV 14	20	24	2	19.37	23.30	1.88	53.80	1000	0.40
MPF-US-595/595/45-8KN	MERV 14	24	24	2	23.30	23.30	1.88	32.20	1200	0.40
MPF-US-287/595/95-8KN	MERV 14	12	24	4	11.30	23.30	3.78	118.40	850	0.42
MPF-US-495/595/95-8KN	MERV 14	20	24	4	19.37	23.30	3.78	96.90	1400	0.42
MPF-US-595/595/95-8KN	MERV 14	24	24	4	23.30	23.30	3.78	59.20	1700	0.42
MPF-US-287/595/45-9KN	MERV 15	12	24	2	11.30	23.30	1.88	64.50	600	0.58
MPF-US-495/595/45-9KN	MERV 15	20	24	2	19.37	23.30	1.88	53.80	1000	0.58
MPF-US-595/595/45-9KN	MERV 15	24	24	2	23.30	23.30	1.88	32.20	1200	0.58
MPF-US-287/595/95-9KN	MERV 15	12	24	4	11.30	23.30	3.78	118.40	850	0.60
MPF-US-495/595/95-9KN	MERV 15	20	24	4	19.37	23.30	3.78	96.90	1400	0.60
MPF-US-595/595/95-9KN	MERV 15	24	24	4	23.30	23.30	3.78	59.20	1700	0.60

MPF SERIES

Media	Microglass Fiber
Frame	Galvanized Steel, Aluminium, Stainless Steel, MDF, Plastic
Final Pressure Drop	1.5" w. g.
Operating Temperature	176°F
Gasket	Optional
Sealant	Polyurethane
Separator	Hot Melt

Applications
- HVAC

Advantages
- Compact and rigid
- Low energy use
- High surface area

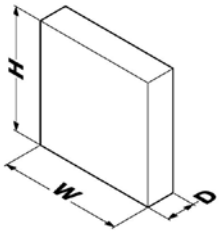

Part Number	ASHRAE 52.2	Nominal Size			Actual Size			Media Area (sq.ft)	Air Flow (cfm)	Pressure Drop (inches w. g.)
		Height (inch)	Width (inch)	Depth (inch)	Height (inch)	Width (inch)	Depth (inch)			
MPF-US-287/592/48-6GN	MERV 11	12	24	2	11.30	23.30	1.88	32.20	1000	0.60
MPF-US-492/592/48-6GN	MERV 11	20	24	2	19.37	23.30	1.88	53.80	1650	0.60
MPF-US-592/592/48-6GN	MERV 11	24	24	2	23.30	23.30	1.88	64.50	2000	0.60
MPF-US-287/592/96-6GN	MERV 11	12	24	4	11.30	23.30	3.78	59.20	1000	0.42
MPF-US-492/592/96-6GN	MERV 11	20	24	4	19.37	23.30	3.78	96.90	1650	0.42
MPF-US-592/592/96-6GN	MERV 11	24	24	4	23.30	23.30	3.78	118.40	2000	0.42
MPF-US-287/592/150-6GN	MERV 11	12	24	6	11.30	23.30	5.90	80.70	1650	0.32
MPF-US-492/592/150-6GN	MERV 11	20	24	6	19.37	23.30	5.90	134.50	1000	0.32
MPF-US-592/592/150-6GN	MERV 11	24	24	6	23.30	23.30	5.90	161.40	2000	0.32
MPF-US-287/592/48-7GN	MERV 13	12	24	2	11.30	23.30	1.88	32.20	1000	0.66
MPF-US-492/592/48-7GN	MERV 13	20	24	2	19.37	23.30	1.88	53.80	1650	0.66
MPF-US-592/592/48-7GN	MERV 13	24	24	2	23.30	23.30	1.88	64.50	2000	0.66
MPF-US-287/592/96-7GN	MERV 13	12	24	4	11.30	23.30	3.78	59.20	1000	0.44
MPF-US-492/592/96-7GN	MERV 13	20	24	4	19.37	23.30	3.78	96.90	1650	0.44
MPF-US-592/592/96-7GN	MERV 13	24	24	4	23.30	23.30	3.78	118.40	2000	0.44
MPF-US-287/592/150-7GN	MERV 13	12	24	6	11.30	23.30	5.90	80.70	1000	0.40
MPF-US-492/592/150-7GN	MERV 13	20	24	6	19.37	23.30	5.90	134.50	1650	0.40
MPF-US-592/592/150-7GN	MERV 13	24	24	6	23.30	23.30	5.90	161.40	2000	0.40

MPF SERIES

Part Number	ASHRAE 52.2	Nominal Size			Actual Size			Media Area (sq.ft)	Air Flow (cfm)	Pressure Drop (inches w. g.)
		Height (inch)	Width (inch)	Depth (inch)	Height (inch)	Width (inch)	Depth (inch)			
MPF-US-287/592/48-8GN	MERV 14	12	24	2	11.30	23.30	1.88	32.20	1000	0.80
MPF-US-492/592/48-8GN	MERV 14	20	24	2	19.37	23.30	1.88	53.80	1650	0.80
MPF-US-592/592/48-8GN	MERV 14	24	24	2	23.30	23.30	1.88	64.50	2000	0.80
MPF-US-287/592/96-8GN	MERV 14	12	24	4	11.30	23.30	3.78	59.20	1000	0.52
MPF-US-492/592/96-8GN	MERV 14	20	24	4	19.37	23.30	3.78	96.90	1650	0.52
MPF-US-592/592/96-8GN	MERV 14	24	24	4	23.30	23.30	3.78	118.40	2000	0.52
MPF-US-287/592/150-8GN	MERV 14	12	24	6	11.30	23.30	5.90	80.70	1000	0.48
MPF-US-492/592/150-8GN	MERV 14	20	24	6	19.37	23.30	5.90	134.50	1650	0.48
MPF-US-592/592/150-8GN	MERV 14	24	24	6	23.30	23.30	5.90	161.40	2000	0.48
MPF-US-287/592/48-9GN	MERV 15	12	24	2	11.30	23.30	1.88	32.20	1000	1.20
MPF-US-492/592/48-9GN	MERV 15	20	24	2	19.37	23.30	1.88	53.80	1650	1.20
MPF-US-592/592/48-9GN	MERV 15	24	24	2	23.30	23.30	1.88	64.50	2000	1.20
MPF-US-287/592/96-9GN	MERV 15	12	24	4	11.30	23.30	3.78	59.20	1000	0.74
MPF-US-492/592/96-9GN	MERV 15	20	24	4	19.37	23.30	3.78	96.90	1650	0.74
MPF-US-592/592/96-9GN	MERV 15	24	24	4	23.30	23.30	3.78	118.40	2000	0.74
MPF-US-287/592/150-9GN	MERV 15	12	24	6	11.30	23.30	5.90	80.70	1000	0.60
MPF-US-492/592/150-9GN	MERV 15	20	24	6	19.37	23.30	5.90	134.50	1650	0.60
MPF-US-592/592/150-9GN	MERV 15	24	24	6	23.30	23.30	5.90	161.40	2000	0.60

MPFA SERIES

Media	Synthetic
Frame	Plastic
Final Pressure Drop	1.5" w. g.
Operating Temperature	176°F
Filter Efficiency*	MERV 13, MERV 14, MERV 15
Gasket	Optional
Sealant	Polyurethane
Separator	Hot Melt

Applications

- HVAC

Advantages

- High dust holding capacity
- Longer life
- Lowest initial resistance
- Easy handling and installation
- No header or single header models available

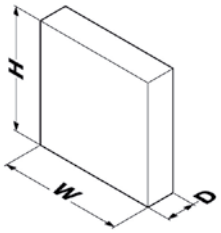

Part Number	ASHRAE 52.2	Nominal Size			Actual Size			Media Area (sq.ft)	Air Flow (cfm)	Pressure Drop (inches w.g.)
		Height (inch)	Width (inch)	Depth (inch)	Height (inch)	Width (inch)	Depth (inch)			
MPFA-US-592/592/96-7PKNNG	MERV13	24	24	4	23.30	23.30	3.78	69.80	2000	0.25
MPFA-US-492/592/96-7PKNNG	MERV13	24	20	4	23.30	19.37	3.78	58.00	1660	0.25
MPFA-US-287/592/96-7PKNNG	MERV13	24	12	4	23.30	11.30	3.78	33.80	1000	0.25
MPFA-US-492/625/96-7PKNNG	MERV13	25	20	4	24.60	19.37	3.78	61.20	1750	0.25
MPFA-US-392/625/96-7PKNNG	MERV13	25	16	4	24.60	15.43	3.78	48.80	1390	0.25
MPFA-US-492/492/96-7PKNNG	MERV13	20	20	4	19.37	19.37	3.78	48.20	1380	0.25
MPFA-US-392/492/96-7PKNNG	MERV13	20	16	4	19.37	15.43	3.78	38.40	1100	0.25
MPFA-US-592/592/96-7PKNNG-H20	MERV13	24	24	4	23.30	23.30	3.78	62.80	2000	0.29
MPFA-US-492/592/96-7PKNNG-H20	MERV13	24	20	4	23.30	19.37	3.78	52.20	1660	0.29
MPFA-US-287/592/96-7PKNNG-H20	MERV13	24	12	4	23.30	11.30	3.78	30.40	1000	0.29
MPFA-US-492/625/96-7PKNNG-H20	MERV13	25	20	4	24.60	19.37	3.78	55.10	1750	0.29
MPFA-US-392/625/96-7PKNNG-H20	MERV13	25	16	4	24.60	15.43	3.78	43.90	1390	0.29
MPFA-US-492/492/96-7PKNNG-H20	MERV13	20	20	4	19.37	19.37	3.78	43.40	1380	0.29
MPFA-US-392/492/96-7PKNNG-H20	MERV13	20	16	4	19.37	15.43	3.78	34.60	1100	0.29
MPFA-US-592/592/96-8PKNNG	MERV14	24	24	4	23.30	23.30	3.78	69.80	2000	0.26
MPFA-US-492/592/96-8PKNNG	MERV14	24	20	4	23.30	19.37	3.78	58.00	1660	0.26
MPFA-US-287/592/96-8PKNNG	MERV14	24	12	4	23.30	11.30	3.78	33.80	1000	0.26
MPFA-US-492/625/96-8PKNNG	MERV14	25	20	4	24.60	19.37	3.78	61.20	1750	0.26
MFPA-US-392/625/96-8PKNNG	MERV14	25	16	4	24.60	19.37	3.78	43.90	1390	0.26

MPFA SERIES

Part Number	ASHRAE 52.2	Nominal Size			Actual Size			Media Area (sq.ft)	Air Flow (cfm)	Pressure Drop (inches w.g.)
		Height (inch)	Width (inch)	Depth (inch)	Height (inch)	Width (inch)	Depth (inch)			
MPFA-US-492/492/96-8PKNNG	MERV14	20	20	4	19.37	19.37	3.78	48.20	1380	0.26
MPFA-US-392/492/96-8PKNNG	MERV14	20	16	4	19.37	15.43	3.78	38.40	1100	0.26
MPFA-US-592/592/96-8PKNNG-H20	MERV14	24	24	4	23.30	23.30	3.78	62.80	2000	0.30
MPFA-US-492/592/96-8PKNNG-H20	MERV14	24	20	4	23.30	19.37	3.78	52.20	1660	0.30
MPFA-US-287/592/96-8PKNNG-H20	MERV14	24	12	4	23.30	11.30	3.78	30.40	1000	0.30
MPFA-US-492/625/96-8PKNNG-H20	MERV14	25	20	4	24.60	19.37	3.78	55.10	1750	0.30
MPFA-US-392/625/96-8PKNNG-H20	MERV14	25	16	4	24.60	15.43	3.78	43.90	1390	0.30
MPFA-US-492/492/96-8PKNNG-H20	MERV14	20	20	4	19.37	19.37	3.78	43.40	1380	0.30
MPFA-US-392/492/96-8PKNNG-H20	MERV14	20	16	4	19.37	15.43	3.78	34.60	1100	0.30
MPFA-US-592/592/96-9PKNNG	MERV15	24	24	4	23.30	23.30	3.78	69.80	2000	0.28
MPFA-US-492/592/96-9PKNNG	MERV15	24	20	4	23.30	19.37	3.78	58.00	1660	0.28
MPFA-US-287/592/96-9PKNNG	MERV15	24	12	4	23.30	11.30	3.78	33.80	1000	0.28
MPFA-US-492/625/96-9PKNNG	MERV15	25	20	4	24.60	19.37	3.78	61.20	1750	0.28
MPFA-US-392/625/96-9PKNNG	MERV15	25	16	4	24.60	15.43	3.78	48.80	1390	0.28
MPFA-US-492/492/96-9PKNNG	MERV15	20	20	4	19.37	19.37	3.78	48.20	1380	0.28
MPFA-US-392/492/96-9PKNNG	MERV15	20	16	4	19.37	15.43	3.78	38.40	1100	0.28
MPFA-US-592/592/96-9PKNNG-H20	MERV15	24	24	4	23.30	23.30	3.78	62.80	2000	0.32
MPFA-US-492/592/96-9PKNNG-H20	MERV15	24	20	4	23.30	19.37	3.78	52.20	1660	0.32
MPFA-US-287/592/96-9PKNNG-H20	MERV15	24	12	4	23.30	11.30	3.78	30.40	1000	0.32
MPFA-US-492/625/96-9PKNNG-H20	MERV15	25	20	4	24.60	19.37	3.78	55.10	1750	0.32
MPFA-US-392/625/96-9PKNNG-H20	MERV15	25	16	4	24.60	15.43	3.78	43.90	1390	0.32
MPFA-US-492/492/96-9PKNNG-H20	MERV15	20	20	4	19.37	19.37	3.78	43.40	1380	0.32
MPFA-US-392/492/96-9PKNNG-H20	MERV15	20	16	4	19.37	15.43	3.78	34.60	1100	0.32

MC SERIES

Media	Microglass Fiber
Frame	Plastic or Galvanized Steel
Final Pressure Drop	1.5" w. g.
Operating Temperature	176°F
Gasket	Optional
Seperator	Hot Melt
Sealant	Polyurethane
Header Thickness	0.90"

Applications

- HVAC
- Pre-filter for cleanroom applications
- Industrial proceses

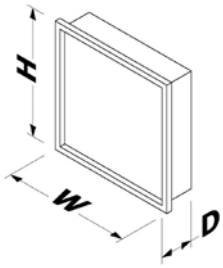

Advantages

- Compact and rigid
- Low energy consumption
- High surface area

Part Number	ASHRAE 52.2	Nominal Size			Actual Size			Media Area (sq.ft)	Air Flow (cfm)	Pressure Drop (inches w. g.)
		Height (inch)	Width (inch)	Depth (inch)	Height (inch)	Width (inch)	Depth (inch)			
MC-US-287/592/130-6GN	MERV 11	12	24	6	11.30	23.30	5.10	74.00	1000	0.48
MC-US-492/592/130-6GN	MERV 11	20	24	6	19.37	23.30	5.10	121.00	1650	0.48
MC-US-592/592/130-6GN	MERV 11	24	24	6	23.30	23.30	5.10	150.00	2000	0.48
MC-US-287/592/130-7GN	MERV 13	12	24	6	11.30	23.30	5.10	74.00	1000	0.54
MC-US-492/592/130-7GN	MERV 13	20	24	6	19.37	23.30	5.10	121.00	1650	0.54
MC-US-592/592/130-7GN	MERV 13	24	24	6	23.30	23.30	5.10	150.00	2000	0.54
MC-US-287/592/130-8GN	MERV 14	12	24	6	11.30	23.30	5.10	74.00	1000	0.60
MC-US-492/592/130-8GN	MERV 14	20	24	6	19.37	23.30	5.10	121.00	1650	0.60
MC-US-592/592/130-8GN	MERV 14	24	24	6	23.30	23.30	5.10	150.00	2000	0.60
MC-US-287/592/130-9GN	MERV 15	12	24	6	11.30	23.30	5.10	74.00	1000	0.70
MC-US-492/592/130-9GN	MERV 15	20	24	6	19.37	23.30	5.10	121.00	1650	0.70
MC-US-592/592/130-9GN	MERV 15	24	24	6	23.30	23.30	5.10	150.00	2000	0.70

MV6 SERIES

Media	Microglass Fiber
Frame	ABS
Final Pressure Drop	1.5" w. g.
Operating Temperature	176°F
Gasket	Optional
Sealant	Hot Melt
Header Thickness	3/4"



Applications

- HVAC
- Cleanroom applications
- Air purification of smokes, pollens

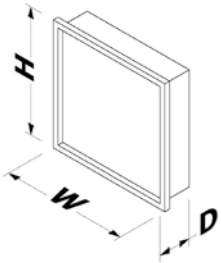

Advantages

- Compact design
- High surface area
- High efficiency
- Energy saver

AIR FILTER UNIT
AS TO FLAMMABILITY ONLY
R39025

Part Number	ASHRAE 52.2	Nominal Size			Actual Size			Media Area (sq.ft)	Air Flow (cfm)	Pressure Drop (inches w. g.)
		Height (inch)	Width (inch)	Depth (inch)	Height (inch)	Width (inch)	Depth (inch)			
MV6-US-F6-01	MERV 11-A	24	12	6	23.30	11.50	5.90	64.00	1000	0.44
MV6-US-F6-02	MERV 11-A	24	20	6	23.30	19.37	5.90	107.00	1650	0.44
MV6-US-F6-03	MERV 11-A	24	24	6	23.30	23.30	5.90	129.00	2000	0.44
MV6-US-F7-01	MERV 13-A	24	12	6	23.30	11.50	5.90	64.00	1000	0.48
MV6-US-F7-02	MERV 13-A	24	20	6	23.30	19.37	5.90	107.00	1650	0.48
MV6-US-F7-03	MERV 13-A	24	24	6	23.30	23.30	5.90	129.00	2000	0.48
MV6-US-F8-01	MERV 14-A	24	12	6	23.30	11.50	5.90	64.00	1000	0.52
MV6-US-F8-02	MERV 14-A	24	20	6	23.30	19.37	5.90	107.00	1650	0.52
MV6-US-F8-03	MERV 14-A	24	24	6	23.30	23.30	5.90	129.00	2000	0.52
MV6-US-F9-01	MERV 15-A	24	12	6	23.30	11.50	5.90	64.00	1000	0.64
MV6-US-F9-02	MERV 15-A	24	20	6	23.30	19.37	5.90	107.00	1650	0.64
MV6-US-F9-03	MERV 15-A	24	24	6	23.30	23.30	5.90	129.00	2000	0.64

MV SERIES

Media	Microglass Fiber
Frame	ABS
Final Pressure Drop	1.5" w. g.
Operating Temperature	176°F
Gasket	Optional
Sealant	Polyurethane
Separators	Hot Melt
Header Thickness	3/4" or 1"

Applications

- HVAC
- Cleanroom applications
- Air purification of smokes, pollens

Advantages

- Compact design
- High surface area
- High efficiency
- Energy saver
- Incinerable

AIR FILTER UNIT
AS TO FLAMMABILITY ONLY
R39025

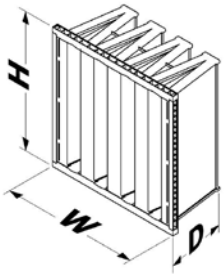

Part Number	ASHRAE 52.2	Nominal Size			Actual Size			Media Area (sq.ft)	Air Flow (cfm)	Pressure Drop (inches w. g.)
		Height (inch)	Width (inch)	Depth (inch)	Height (inch)	Width (inch)	Depth (inch)			
MV-US-F6-01	MERV 11-A	24	12	12	23.30	11.50	11.50	100.00	1000	0.26
MV-US-F6-02	MERV 11-A	24	20	12	23.30	19.37	11.50	160.00	1650	0.26
MV-US-F6-03	MERV 11-A	24	24	12	23.30	23.30	11.50	200.00	2000	0.26
MV-US-F6-07	MERV 11-A	20	20	12	19.37	19.37	11.50	130.00	1370	0.26
MV-US-F7-01	MERV 13-A	24	12	12	23.30	11.50	11.50	100.00	1000	0.30
MV-US-F7-02	MERV 13-A	24	20	12	23.30	19.37	11.50	160.00	1650	0.30
MV-US-F7-03	MERV 13-A	24	24	12	23.30	23.30	11.50	200.00	2000	0.30
MV-US-F7-07	MERV 13-A	20	20	12	19.37	19.37	11.50	130.00	1370	0.30
MV-US-F8-01	MERV 14-A	24	12	12	23.30	11.50	11.50	100.00	1000	0.33
MV-US-F8-02	MERV 14-A	24	20	12	23.30	19.37	11.50	160.00	1650	0.33
MV-US-F8-03	MERV 14-A	24	24	12	23.30	23.30	11.50	200.00	2000	0.33
MV-US-F8-07	MERV 14-A	20	20	12	19.37	19.37	11.50	130.00	1370	0.33

MV SERIES

Part Number	ASHRAE 52.2	Nominal Size			Actual Size			Media Area (sq.ft)	Air Flow (cfm)	Pressure Drop (inches w. g.)
		Height (inch)	Width (inch)	Depth (inch)	Height (inch)	Width (inch)	Depth (inch)			
MV-US-F9-01	MERV 15-A	24	12	12	23.30	11.50	11.50	100.00	1000	0.36
MV-US-F9-02	MERV 15-A	24	20	12	23.30	19.37	11.50	160.00	1650	0.36
MV-US-F9-03	MERV 15-A	24	24	12	23.30	23.30	11.50	200.00	2000	0.36
MV-US-F9-07	MERV 15-A	20	20	12	19.37	11.50	11.50	130.00	1370	0.36
MV-US-H10-01	MERV 16-A	24	12	12	23.30	11.50	11.50	100.00	1000	0.55
MV-US-H10-02	MERV 16-A	24	20	12	23.30	19.37	11.50	160.00	1650	0.55
MV-US-H10-03	MERV 16-A	24	24	12	23.30	23.30	11.50	200.00	2000	0.55
MV-US-H10-07	MERV 16-A	20	20	12	19.37	11.50	11.50	130.00	1370	0.55

MV-2VF SERIES

Media	Microglass Fiber
Frame	ABS
Final Pressure Drop	1.5" w. g.
Operating Temperature	176°F
Gasket	Optional
Sealant	Polyurethane
Separators	Hot Melt
Header Thickness	3/4"

Applications

- HVAC

Advantages

- Compact and economic
- High surface area
- High efficiency

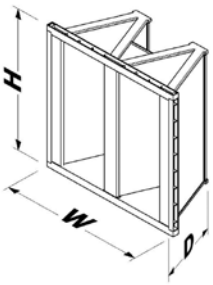

AIR FILTER UNIT
AS TO FLAMMABILITY ONLY
R39025

Part Number	ASHRAE 52.2	Nominal Size			Actual Size			Media Area (sq.ft)	Air Flow (cfm)	Pressure Drop (inches w. g.)
		Height (inch)	Width (inch)	Depth (inch)	Height (inch)	Width (inch)	Depth (inch)			
MV-US-F6-01-2VF	MERV 11-A	24	12	12	23.30	11.50	11.50	48.40	1000	0.32
MV-US-F6-02-2VF	MERV 11-A	24	20	12	23.30	19.37	11.50	80.70	1650	0.32
MV-US-F6-03-2VF	MERV 11-A	24	24	12	23.30	23.30	11.50	96.80	2000	0.32
MV-US-F7-01-2VF	MERV 13-A	24	12	12	23.30	11.50	11.50	48.40	1000	0.46
MV-US-F7-02-2VF	MERV 13-A	24	20	12	23.30	19.37	11.50	80.70	1650	0.46
MV-US-F7-03-2VF	MERV 13-A	24	24	12	23.30	23.30	11.50	96.80	2000	0.46
MV-US-F8-01-2VF	MERV 14-A	24	12	12	23.30	11.50	11.50	48.40	1000	0.48
MV-US-F8-02-2VF	MERV 14-A	24	20	12	23.30	19.37	11.50	80.70	1650	0.48
MV-US-F8-03-2VF	MERV 14-A	24	24	12	23.30	23.30	11.50	96.80	2000	0.48
MV-US-F9-01-2VF	MERV 15-A	24	12	12	23.30	11.50	11.50	48.40	1000	0.60
MV-US-F9-02-2VF	MERV 15-A	24	20	12	23.30	19.37	11.50	80.70	1650	0.60
MV-US-F9-03-2VF	MERV 15-A	24	24	12	23.30	23.30	11.50	96.80	2000	0.60

MVX SERIES

Media	Microglass Fiber
Frame	ABS
Final Pressure Drop	1.5" w. g.
Operating Temperature	176°F
Gasket	Optional
Sealant	Polyurethane
Separators	Hot Melt
Header Thickness	3/4" or 1"

Applications

- Gas turbine applications

Advantages

- High surface area
- High efficiency
- Energy saver
- Incinerable

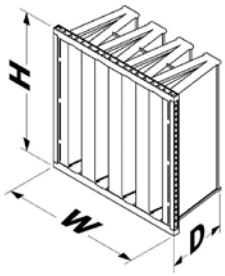

FULLY POTTED

Part Number	ASHRAE 52.2	Nominal Size			Actual Size			Media Area (sq.ft)	Air Flow (cfm)	Pressure Drop (inches w. g.)
		Height (inch)	Width (inch)	Depth (inch)	Height (inch)	Width (inch)	Depth (inch)			
MVX-US-F6-01-DPG-Y	MERV 11-A	24	12	17	23.30	11.50	17.32	172.00	1250	0.34
MVX-US-F6-02-DPG-Y	MERV 11-A	24	20	17	23.30	19.37	17.32	290.00	2000	0.34
MVX-US-F6-03-DPG-Y	MERV 11-A	24	24	17	23.30	23.30	17.32	344.00	2500	0.34
MVX-US-F7-01-DPG-Y	MERV 13-A	24	12	17	23.30	11.50	17.32	172.00	1250	0.40
MVX-US-F7-02-DPG-Y	MERV 13-A	24	20	17	23.30	19.37	17.32	290.00	2000	0.40
MVX-US-F7-03-DPG-Y	MERV 13-A	24	24	17	23.30	23.30	17.32	344.00	2500	0.40
MVX-US-F8-01-DPG-Y	MERV 14-A	24	12	17	23.30	11.50	17.32	172.00	1250	0.44
MVX-US-F8-02-DPG-Y	MERV 14-A	24	20	17	23.30	19.37	17.32	290.00	2000	0.44
MVX-US-F8-03-DPG-Y	MERV 14-A	24	24	17	23.30	23.30	17.32	344.00	2500	0.44
MVX-US-F9-01-DPG-Y	MERV 15-A	24	12	17	23.30	11.50	17.32	172.00	1250	0.48
MVX-US-F9-02-DPG-Y	MERV 15-A	24	20	17	23.30	19.37	17.32	290.00	2000	0.48
MVX-US-F9-03-DPG-Y	MERV 15-A	24	24	17	23.30	23.30	17.32	344.00	2500	0.48
MVX-US-H10-01-DPG-Y	MERV 16-A	24	12	17	23.30	11.50	17.32	172.00	1250	0.54
MVX-US-H10-02-DPG-Y	MERV 16-A	24	20	17	23.30	19.37	17.32	290.00	2000	0.54
MVX-US-H10-03-DPG-Y	MERV 16-A	24	24	17	23.30	23.30	17.32	344.00	2500	0.54

04

HIGH TEMPERATURE FILTERS

MSKPHT SERIES 56

MV4HT SERIES 57

MVHHT SERIES 58

MV-HT PLASTIC SERIES 59

MPHT SERIES 1.6"-3" DEEP FRAME 60

MASHT SERIES 12" DEEP FRAME 62

HIGH TEMPERATURE FILTERS

MSKPHT SERIES

Media	Microglass Fiber
Frame	Galvanized Steel or Stainless Steel
Final Pressure Drop	1.5" w. g.
Operating Temperature	500°F
Gasket	High Temperature Gasket

Applications

- Pre-filter for heat treatment

Advantages

- Depth loading
- High dust holding capacity



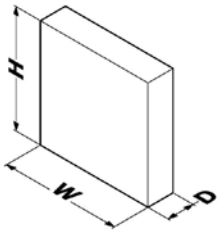

Part Number	ASHRAE 52.2	Nominal Size			Actual Size			Media Area (sq.ft)	Air Flow (cfm)	Pressure Drop (inches w. g.)
		Height (inch)	Width (inch)	Depth (inch)	Height (inch)	Width (inch)	Depth (inch)			
MSKPHT-US-287/592/48	MERV 8	12	24	2	11.30	23.30	1.88	6.50	600	0.40
MSKPHT-US-492/592/48	MERV 8	20	24	2	19.37	23.30	1.88	9.70	1000	0.40
MSKPHT-US-592/592/48	MERV 8	24	24	2	23.30	23.30	1.88	11.80	1200	0.40
MSKPHT-US-287/592/96	MERV 8	12	24	4	11.30	23.30	3.78	11.80	1000	0.44
MSKPHT-US-492/592/96	MERV 8	20	24	4	19.37	23.30	3.78	19.40	1650	0.44
MSKPHT-US-592/592/96	MERV 8	24	24	4	23.30	23.30	3.78	23.70	2000	0.44

MV4HT SERIES

Media	Microglass Fiber
Frame	Galvanized Steel
Final Pressure Drop	1.5" w. g.
Operating Temperature	662°F
Protection Grids	Galvanized Steel on Both Sides
Gasket	High Temperature Gasket
Header Thickness	0.86"
Separators	Glass Fiber Strip

Applications

- Automotive industry

Advantages

- High efficiency
- High surface area

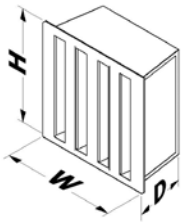

662°F

SILICONE FREE

Part Number	ASHRAE 52.2	Nominal Size			Actual Size			Media Area (sq.ft)	Air Flow (cfm)	Pressure Drop (inches w. g.)
		Height (inch)	Width (inch)	Depth (inch)	Height (inch)	Width (inch)	Depth (inch)			
MV4HT-US-287/592/292-6GD2G-1H22	MERV 11	12	24	12	11.30	23.30	11.30	75.00	1000	0.40
MV4HT-US-492/592/292-6GD2G-1H22	MERV 11	20	24	12	19.37	23.30	11.30	130.00	1650	0.40
MV4HT-US-592/592/292-6GD2G-1H22	MERV 11	24	24	12	23.30	23.30	11.30	160.00	2000	0.40
MV4HT-US-305/610/400-6GD2G-1H22	MERV 11	12	24	16	12.00	24.00	15.70	120.00	1000	0.32
MV4HT-US-490/610/400-6GD2G-1H22	MERV 11	20	24	16	19.29	24.00	15.70	195.00	1650	0.32
MV4HT-US-610/610/400-6GD2G-1H22	MERV 11	24	24	16	24.00	24.00	15.70	235.00	2000	0.32
MV4HT-US-287/592/292-8GD2G-1H22	MERV 14	12	24	12	11.30	23.30	11.30	75.00	1000	0.54
MV4HT-US-492/592/292-8GD2G-1H22	MERV 14	20	24	12	19.37	23.30	11.30	130.00	1650	0.54
MV4HT-US-592/592/292-8GD2G-1H22	MERV 14	24	24	12	23.30	23.30	11.30	160.00	2000	0.54
MV4HT-US-305/610/400-8GD2G-1H22	MERV 14	12	24	16	12.00	24.00	15.70	120.00	1000	0.40
MV4HT-US-490/610/400-8GD2G-1H22	MERV 14	20	24	16	19.29	24.00	15.70	195.00	1650	0.40
MV4HT-US-610/610/400-8GD2G-1H22	MERV 14	24	24	16	24.00	24.00	15.70	235.00	2000	0.40

MVHHT SERIES

Media	Microglass Fiber
Separators	Microglass Fiber
Frame	Stainless Steel or Galvanized Steel
Sealant	Silicone
Temperature Max	Max. 500°F
Final Pressure Drop	2.4" w. g.
Protection Grid	Both Sides

Applications

- Air conditioning systems
- Industrial processes

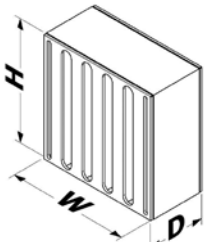

Part Number	Class	Nominal Size			Actual Size			Media Area (sq.ft)	Air Flow (cfm)	Pressure Drop (inches w. g.)
		Height (inch)	Width (inch)	Depth (inch)	Height (inch)	Width (inch)	Depth (inch)			
MVHHT-US-610/610/292-5/6-7SN2SG	MERV 13	24	24	12	24.00	24.00	11.50	236	2000	0.34
MVHHT-US-610/610/292-5/6-8SN2SG	MERV 14	24	24	12	24.00	24.00	11.50	236	2000	0.36
MVHHT-US-610/610/292-5/6-9SN2SG	MERV 15	24	24	12	24.00	24.00	11.50	236	2000	0.44
MVHHT-US-610/610/292-5/6-10SN2SG	MERV 16	24	24	12	24.00	24.00	11.50	236	1470	0.34
MVHHT-US-610/610/292-5/6-13SN2SG	99.99% @ 0.3 µm	24	24	12	24.00	24.00	11.50	236	1470	0.96
MVHHT-US-610/610/292-5/6-14SN2SG	99.999% @ 0.3 µm	24	24	12	24.00	24.00	11.50	236	1470	1.04

MV-HT PLASTIC SERIES

Media	Microglass Fiber
Frame	Polyamid
Final Pressure Drop	1.5" w. g.
Operating Temperature	248°F
Gasket	Optional
Sealant	Polyurethane
Header Thickness	3/4" or 1"

Applications

- HVAC
- Cleanroom applications

Advantages

- Compact design
- High surface area
- High efficiency

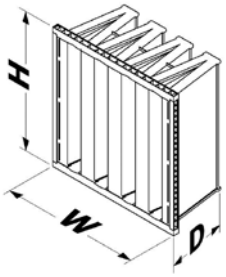

248°F

Part Number	ASHRAE 52.2	Nominal Size			Actual Size			Media Area (sq.ft)	Air Flow (cfm)	Pressure Drop (inches w. g.)
		Height (inch)	Width (inch)	Depth (inch)	Height (inch)	Width (inch)	Depth (inch)			
MV-US-F6-01-P	MERV 11-A	24	12	12	23.30	11.50	11.50	100.00	1000	0.26
MV-US-F6-02-P	MERV 11-A	24	20	12	23.30	19.37	11.50	160.00	1650	0.26
MV-US-F6-03-P	MERV 11-A	24	24	12	23.30	23.30	11.50	200.00	2000	0.26
MV-US-F7-01-P	MERV 13-A	24	12	12	23.30	11.50	11.50	100.00	1000	0.31
MV-US-F7-02-P	MERV 13-A	24	20	12	23.30	19.37	11.50	160.00	1650	0.31
MV-US-F7-03-P	MERV 13-A	24	24	12	23.30	23.30	11.50	200.00	2000	0.31
MV-US-F8-01-P	MERV 14-A	24	12	12	23.30	11.50	11.50	100.00	1000	0.37
MV-US-F8-02-P	MERV 14-A	24	20	12	23.30	19.37	11.50	160.00	1650	0.37
MV-US-F8-03-P	MERV 14-A	24	24	12	23.30	23.30	11.50	200.00	2000	0.37
MV-US-F9-01-P	MERV 15-A	24	12	12	23.30	11.50	11.50	100.00	1000	0.46
MV-US-F9-02-P	MERV 15-A	24	20	12	23.30	19.37	11.50	160.00	1650	0.46
MV-US-F9-03-P	MERV 15-A	24	24	12	23.30	23.30	11.50	200.00	2000	0.46

MPHT SERIES 1.6"-3" DEEP FRAME

Media	Microglass Fiber
Frame	Extruded Aluminium
Final Pressure Drop	1.5" w. g.
Operating Temperature	662°F
Gasket	High Temperature Gasket
Protection Grid	Grid Perforated Aluminium
Separators	Glass Fiber Strip

Applications

- Painting ovens

Advantages

- High efficiency
- Energy saver

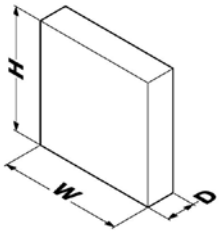

662°F

SILICONE FREE

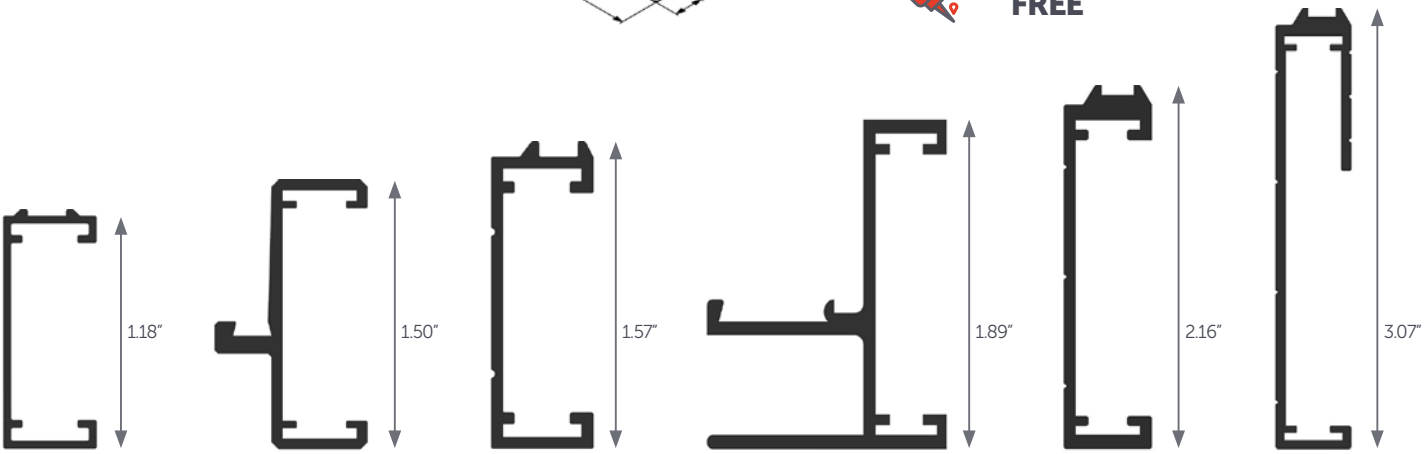

Part Number	ASHRAE 52.2	Nominal Size			Actual Size			Media Area (sq.ft)	Air Flow (cfm)	Pressure Drop (inches w. g.)
		Height (inch)	Width (inch)	Depth (inch)	Height (inch)	Width (inch)	Depth (inch)			
MPHT-US-480/480/40-6APHD2G	MERV 11	19	19	1.60	18.89	18.89	1.57	35.50	695	0.24
MPHT-US-610/610/40-6APHD2G	MERV 11	24	24	1.60	24.00	24.00	1.57	58.10	1120	0.24
MPHT-US-610/915/40-6APHD2G	MERV 11	24	36	1.60	24.00	36.00	1.57	87.10	1680	0.24
MPHT-US-480/480/55-6APHD2G	MERV 11	19	19	2.16	18.89	18.89	2.16	49.50	910	0.36
MPHT-US-610/610/55-6APHD2G	MERV 11	24	24	2.16	24.00	24.00	2.16	80.70	1500	0.36
MPHT-US-610/915/55-6APHD2G	MERV 11	24	36	2.16	24.00	36.00	2.16	121.10	2200	0.36
MPHT-US-480/480/78-6APHD2G	MERV 11	19	19	3.10	18.89	18.89	3.07	49.50	910	0.36
MPHT-US-610/610/78-6APHD2G	MERV 11	24	24	3.10	24.00	24.00	3.07	80.70	1500	0.36
MPHT-USx-610/915/78-6APHD2G	MERV 11	24	36	3.10	24.00	36.00	3.07	121.00	2200	0.36

MPHT SERIES 1.6"-3" DEEP FRAME

Part Number	ASHRAE 52.2	Nominal Size			Actual Size			Media Area (sq.ft)	Air Flow (cfm)	Pressure Drop (inches w. g.)
		Height (inch)	Width (inch)	Depth (inch)	Height (inch)	Width (inch)	Depth (inch)			
MPHT-US-480/480/40-8APHD2G	MERV 14	19	19	1.60	18.89	18.89	1.57	35.50	582	0.40
MPHT-US-610/610/40-8APHD2G	MERV 14	24	24	1.60	24.00	24.00	1.57	58.10	940	0.40
MPHT-US-610/915/40-8APHD2G	MERV 14	24	36	1.60	24.00	36.00	1.57	87.10	1400	0.40
MPHT-US-480/480/55-8APHD2G	MERV 14	19	19	2.16	18.89	18.89	2.16	49.50	730	0.40
MPHT-US-610/610/55-8APHD2G	MERV 14	24	24	2.16	24.00	24.00	2.16	80.70	1170	0.40
MPHT-US-610/915/55-8APHD2G	MERV 14	24	36	2.16	24.00	36.00	2.16	121.10	1750	0.40
MPHT-US-480/480/78-8APHD2G	MERV 14	19	19	3.10	18.89	18.89	3.10	49.50	730	0.40
MPHT-US-610/610/78-8APHD2G	MERV 14	24	24	3.10	24.00	24.00	3.10	80.70	1170	0.40
MPHT-US-610/915/78-8APHD2G	MERV 14	24	36	3.10	24.00	36.00	3.10	121.00	1750	0.40

MASHT SERIES 12" DEEP FRAME

Media	Microglass Fiber
Frame	Galvanized Steel
Seperators	Corrugated Aluminium
Final Pressure Drop	1.5" w. g.
Operating Temperature	750°F
Gasket	High Temperature Gasket
Header Thickness	0.78" (1H: Single Header 2H: Double Header)

750°F

SILICONE FREE

Applications

- Automotive industry

Advantages

- High efficiency
- High surface area

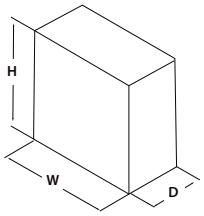

Part Number	ASHRAE 52.2	Nominal Size			Actual Size			Media Area (sq.ft)	Air Flow (cfm)	Pressure Drop (inches w. g.)
		Height (inch)	Width (inch)	Depth (inch)	Height (inch)	Width (inch)	Depth (inch)			
MASHT-US-287/592/292-6GHD2G-1H20	MERV 11	12	24	12	11.30	23.30	11.50	48.40	1000	0.48
MASHT-US-592/592/292-6GHD2G-1H20	MERV 11	24	24	12	23.30	23.30	11.50	96.80	2000	0.48
MASHT-US-287/592/292-6GHD2G-1H20-6	MERV 11	12	24	12	11.30	23.30	11.50	64.50	1000	0.48
MASHT-US-592/592/292-6GHD2G-1H20-12	MERV 11	24	24	12	23.30	23.30	11.50	129.10	2000	0.48
MASHT-US-305/610/292-6GHD2G	MERV 11	12	24	12	12.00	24.00	11.50	64.50	1250	0.60
MASHT-US-610/610/292-6GHD2G	MERV 11	24	24	12	24.00	24.00	11.50	129.10	2500	0.60
MASHT-US-305/610/292-6GHD2G-7	MERV 11	12	24	12	12.00	24.00	11.50	75.30	1250	0.60
MASHT-US-610/610/292-6GHD2G-14	MERV 11	24	24	12	24.00	24.00	11.50	150.60	2500	0.60
MASHT-US-287/592/292-8GHD2G-1H20	MERV 14	12	24	12	11.30	23.30	11.50	48.40	1000	0.60
MASHT-US-592/592/292-8GHD2G-1H20	MERV 14	24	24	12	23.30	23.30	11.50	96.80	2000	0.60
MASHT-US-287/592/292-8GHD2G-1H20-6	MERV 14	12	24	12	11.30	23.30	11.50	64.50	1000	0.60
MASHT-US-592/592/292-8GHD2G-1H20-12	MERV 14	24	24	12	23.30	23.30	11.50	129.10	2000	0.60
MASHT-US-305/610/292-8GHD2G	MERV 14	12	24	12	12.00	24.00	11.50	64.50	1250	0.68
MASHT-US-610/610/292-8GHD2G	MERV 14	24	24	12	24.00	24.00	11.50	129.10	2500	0.68
MASHT-US-305/610/292-8GHD2G-7	MERV 14	12	24	12	12.00	24.00	11.50	75.30	1250	0.68
MASHT-US-610/610/292-8GHD2G-14	MERV 14	24	24	12	24.00	24.00	11.50	150.60	2500	0.68

05

CARBON FILTERS

MV-ACP SERIES 66

MV-ACX SERIES 67

ACTIVATED CARBON V CELL FILTERS 68

ACTIVATED CARBON PANEL FILTERS 68

ACTIVATED CARBON CARTRIDGES 69

ACTIVATED CARBON HOUSINGS 69



CARBON FILTERS

MV-ACP SERIES

Media	Activated Carbon between Layers of Synthetic Media
Media Weight	0,092 lb/ft2
Total Weight	7,93 lb
Frame	ABS
Final Pressure Drop	1.5" w. g.
Operating Temperature	100°F
Gasket	Optional
Sealant	Polyurethane
Header Thickness	3/4" or 1"

Applications

- Deodorization and purfication of gaseous pollutants

Advantages

- High air flow

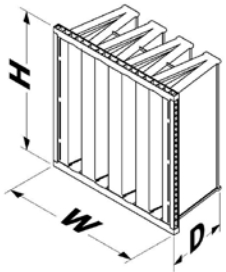

Part Number	ASHRAE 52.2	Nominal Size			Actual Size			Media Area (sq.ft)	Air Flow (cfm)	Pressure Drop (inches w. g.)
		Height (inch)	Width (inch)	Depth (inch)	Height (inch)	Width (inch)	Depth (inch)			
MV-US-ACP-01	-	24	12	12	23.3	11.5	11.50	43	1000	0.30
MV-US-ACP-02	-	24	20	12	23.3	19.3	11.50	70	1650	0.30
MV-US-ACP-03	-	24	24	12	23.3	23.3	11.50	86	2000	0.30
MV-US-F7SMAC-01	MERV 13	24	12	12	23.3	11.5	11.50	43	1000	0.48
MV-US-F7SMAC-02	MERV 13	24	20	12	23.3	19.3	11.50	70	1650	0.48
MV-US-F7SMAC-03	MERV 13	24	24	12	23.3	23.3	11.50	86	2000	0.48

MV-ACX SERIES

Media	Blended media of Activated Carbon and Potassium between Layers of Synthetic Media
Media Weight	0.092 lb/ft^2
Frame	ABS
Final Pressure Drop	1.5" w. g.
Operating Temperature	100°F
Gasket	Optional
Sealant	Polyurethane
Header Thickness	3/4" or 1"
Relative Humidity	70% max.

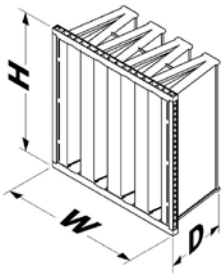

Applications

- Museums, art galleries, libraries etc.

Advantages

- High air flow

Part Number	ASHRAE 52.2	Nominal Size			Actual Size			Media Area (sq.ft)	Air Flow (cfm)	Pressure Drop (inches w. g.)
		Height (inch)	Width (inch)	Depth (inch)	Height (inch)	Width (inch)	Depth (inch)			
MV-US-ACX-01	-	24	12	12	23.3	11.5	11.50	43	1000	0.30
MV-US-ACX-02	-	24	20	12	23.3	19.3	11.50	70	1650	0.30
MV-US-ACX-03	-	24	24	12	23.3	23.3	11.50	86	2000	0.30
MV-US-F7SMACX-01	MERV 13	24	12	12	23.3	11.5	11.50	43	1000	0.48
MV-US-F7SMACX-02	MERV 13	24	20	12	23.3	19.3	11.50	70	1650	0.48
MV-US-F7SMACX-03	MERV 13	24	24	12	23.3	23.3	11.50	86	2000	0.48

Total capacity values depending on type of impregnation

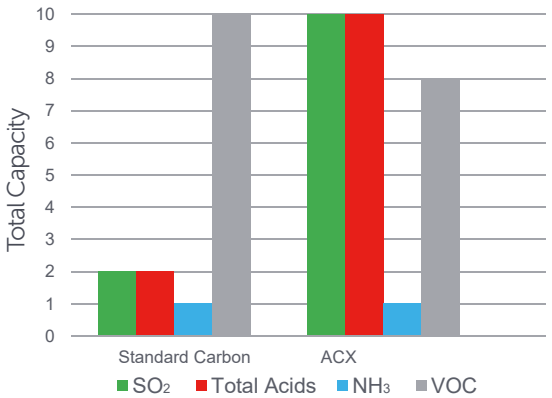

ACX Carbon media test - tracer gas SO_2
concenteration: 30ppm 10cm/s conditions: 23^{0}C, 50% rF

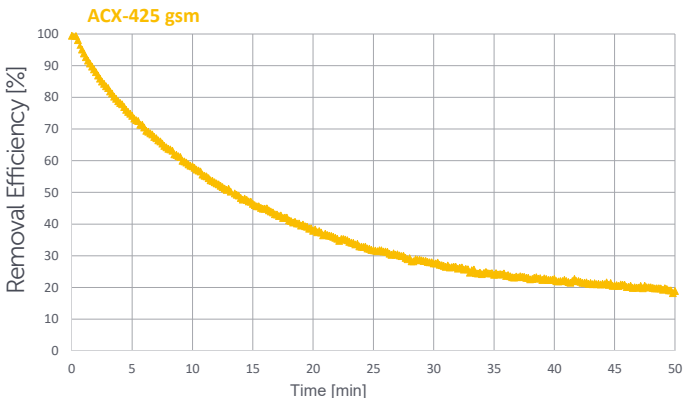

ACTIVATED CARBON V CELL FILTERS

Carbon Type ACG
Material Galvanized Steel
RH. Max 70%
Operating Temperature 100°F
Sealant Polyurethane

Applications
• Absorption of odors and gases

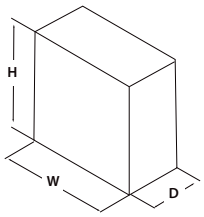

Part Number	Nominal Size			Actual Size			Min. Contact Time (s)	Air Flow (cfm)	Pressure Drop (inches w. g.)
	Height (inch)	Width (inch)	Depth (inch)	Height (inch)	Width (inch)	Depth (inch)			
MV-US-305/610/292-3/4-ACG	12	24	12	12	24	11.5	0.2	1000	0.48
MV-US-610/610/292-5/6-ACG	24	24	12	24	24	11.5	0.2	2000	0.48

ACTIVATED CARBON PANEL FILTERS

Carbon Type ACG
Material Galvanized Steel
RH. Max 70%
Operating Temperature 100°F
Sealant Polyurethane

Applications
• Absorption of odors and gases

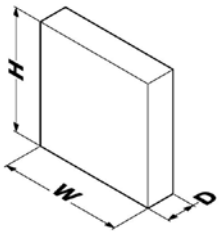

Part Number	Nominal Size			Actual Size			Min. Contact Time (s)	Air Flow (cfm)	Pressure Drop (inches w. g.)
	Height (inch)	Width (inch)	Depth (inch)	Height (inch)	Width (inch)	Depth (inch)			
MSKP-US-305/610/25-ACG	12	24	1	12	24	0.98	0.2	100	0.2
MSKP-US-610/610/25-ACG	24	24	1	24	24	0.98	0.2	200	0.2

ACTIVATED CARBON CARTRIDGES

Filter Part Name	MHA-US 165-450-ACG
Carbon Type	ACG
Material	Galvanized Steel with Epoxy Paint
Gasket	Epdm
Amount of Carbon	~8.818 lb
RH. Max	70%
Operating Temperature	100°F

Applications

• Absorption of odors and gases

ACTIVATED CARBON HOUSINGS

Part Name	MACT-US-605/605/37
Material	Galvanized Steel with Epoxy Paint
Number of Cartridge	9
Air Flow	2000 cfm
Pressure Drop	0.60" w. g.
Weight of Housing	15.432 lb



Part Name	MACT-US-300/605/37
Material	Galvanized Steel with Epoxy Paint
Number of Cartridge	5
Air Flow	1000 cfm
Pressure Drop	0.60" w. g.
Weight of Housing	7.716 lb



06

HEPA & ULPA FILTERS

HFN SERIES ALUMINIUM PROFILE 2.75" DEEP FRAME 72
HFN SERIES ALUMINIUM PROFILE 3.07" DEEP FRAME 74
HFN SERIES MDF 3.07" DEEP FRAME 76
HFN SERIES GEL SEAL 2.87" DEEP FRAME 78
HFN SERIES GEL SEAL 3.15" DEEP FRAME 80
HFP SERIES GEL SEAL 3.46" DEEP FRAME 82
HFP SERIES GEL SEAL 4.09" DEEP FRAME 84
HFP SERIES ALUMINIUM PROFILE 3.54" DEEP FRAME 86
HFN SERIES ALUMINIUM PROFILE 5.90" DEEP FRAME 88
HFN SERIES MDF 5.90" DEEP FRAME 90
HFP SERIES ALUMINIUM PROFILE 5.90" DEEP FRAME 92
HFP SERIES MDF 5.90" DEEP FRAME 94
HFS SERIES ALUMINIUM PROFILE 4.33" DEEP FRAME 96
HFS SERIES ALUMINIUM PROFILE 5.90" DEEP FRAME 98
HFS SERIES MDF 5.90" DEEP FRAME 100
HFH SERIES MDF 11.5" DEEP FRAME 102
HFH SERIES SHEET METAL 11.5" DEEP FRAME 103
HFX SERIES MDF 11.5" DEEP FRAME 104
HFX SERIES SHEET METAL 11.5" DEEP FRAME 105
MV HEPA SERIES PLASTIC 11.5" DEEP FRAME 106
MVH SERIES PLASTIC MAX. FLOW 11.5" DEEP FRAME 107
MVH SERIES METAL MAX. FLOW 11.5" DEEP FRAME 108
MVH SERIES GEL SEAL 11.5" DEEP FRAME 109
MHH SERIES MICRO HOOD FILTER 5" DEEP FRAME 110
MHH SERIES MICRO HOOD FILTER 6" DEEP FRAME 111



HEPA & ULPA FILTERS

HFN SERIES ALUMINIUM PROFILE 2.75" DEEP FRAME

Media	Microglass Fiber
Frame	Extruded Anodized Aluminium
Operating Temperature	176°F
Filter Efficiency	95% @ 0.3µm - 99.9995% @ MPPS
Gasket	Half Round Endless Polyurethane
Protection Grids	Painted Aluminium on Both Sides
Separators	Hotmelt



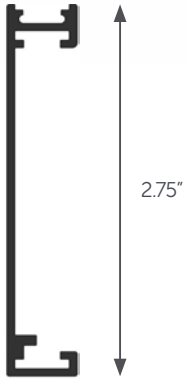

2.75" Aluminium Profile View

Applications

- Air conditioning systems (Hospitals, Laboratories, Museums)
- Industrial processes (Pharmaceutical, Food, Microelectronics)

AIR FILTER UNIT AS TO FLAMMABILITY ONLY R39025

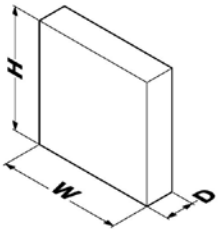

Part Number	Nominal Size			Actual Size			Media Area (sq.ft)	Air Flow (cfm)	Pressure Drop (inches w. g.)
	Height (inch)	Width (inch)	Depth (inch)	Height (inch)	Width (inch)	Depth (inch)			
95% @ 0.3µm-85% @ MPPS									
HFN-US-305/305/70-10APD2G	12	12	3	12.00	12.00	2.75	28.00	90	0.20
HFN-US-305/610/70-10APD2G	12	24	3	12.00	24.01	2.75	56.00	180	0.20
HFN-US-457/610/70-10APD2G	18	24	3	17.99	24.01	2.75	84.00	265	0.20
HFN-US-610/610/70-10APD2G	24	24	3	24.01	24.01	2.75	112.00	360	0.20
HFN-US-610/1220/70-10APD2G	24	48	3	24.01	48.03	2.75	224.00	720	0.20
HFN-US-610/1830/70-10APD2G	24	72	3	24.01	72.04	2.75	336.00	1080	0.20
99.99% @ 0.3µm-99.95% @ MPPS									
HFN-US-305/305/70-13APD2G	12	12	3	12.00	12.00	2.75	28.00	90	0.44
HFN-US-305/610/70-13APD2G	12	24	3	12.00	24.01	2.75	56.00	180	0.44
HFN-US-457/610/70-13APD2G	18	24	3	17.99	24.01	2.75	84.00	265	0.44
HFN-US-610/610/70-13APD2G	24	24	3	24.01	24.01	2.75	112.00	360	0.44
HFN-US-610/1220/70-13APD2G	24	48	3	24.01	48.03	2.75	224.00	720	0.44
HFN-US-610/1830/70-13APD2G	24	72	3	24.01	72.04	2.75	336.00	1080	0.44

HFN SERIES ALUMINIUM PROFILE 2.75" DEEP FRAME

Part Number	Nominal Size			Actual Size			Media Area (sq.ft)	Air Flow (cfm)	Pressure Drop (inches w. g.)
	Height (inch)	Width (inch)	Depth (inch)	Height (inch)	Width (inch)	Depth (inch)			
99.999% @ 0.3µm-99.995% @MPPS									
HFN-US-305/305/70-14APD2G	12	12	3	12.00	12.00	2.75	28.00	90	0.48
HFN-US-305/610/70-14APD2G	12	24	3	12.00	24.01	2.75	56.00	180	0.48
HFN-US-457/610/70-14APD2G	18	24	3	17.99	24.01	2.75	84.00	265	0.48
HFN-US-610/610/70-14APD2G	24	24	3	24.01	24.01	2.75	112.00	360	0.48
HFN-US-610/1220/70-14APD2G	24	48	3	24.01	48.03	2.75	224.00	720	0.48
HFN-US-610/1830/70-14APD2G	24	72	3	24.01	72.04	2.75	336.00	1080	0.48
99.9999% @ 0.3µm-99.9995% @MPPS									
HFN-US-305/305/70-15APD2G	12	12	3	12.00	12.00	2.75	28.00	90	0.56
HFN-US-305/610/70-15APD2G	12	24	3	12.00	24.01	2.75	56.00	180	0.56
HFN-US-457/610/70-15APD2G	18	24	3	17.99	24.01	2.75	84.00	265	0.56
HFN-US-610/610/70-15APD2G	24	24	3	24.01	24.01	2.75	112.00	360	0.56
HFN-US-610/1220/70-15APD2G	24	48	3	24.01	48.03	2.75	224.00	720	0.56
HFN-US-610/1830/70-15APD2G	24	72	3	24.01	72.04	2.75	336.00	1080	0.56

HFN SERIES ALUMINIUM PROFILE 3.07" DEEP FRAME

Media	Microglass Fiber
Frame	Extruded Anodized Aluminium
Operating Temperature	176°F
Filter Efficiency	95% @ 0.3µm - 99.9995% @ MPPS
Gasket	Flat Neoprene
Protection Grids	Painted Aluminium on Both Sides
Separators	Hotmelt

Applications

- Air conditioning systems (Hospitals, Laboratories, Museums)
- Industrial processes (Pharmaceutical, Food, Microelectronics)

AIR FILTER UNIT AS TO FLAMMABILITY ONLY R39025

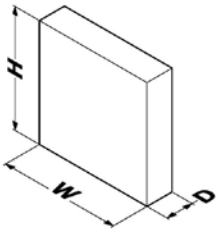

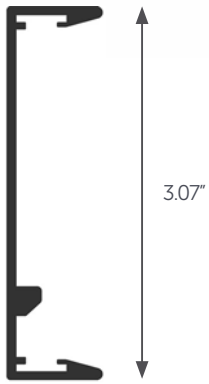

3.07" Aluminium Profile View

Part Number	Nominal Size			Actual Size			Media Area (sq.ft)	Air Flow (cfm)	Pressure Drop (inches w. g.)
	Height (inch)	Width (inch)	Depth (inch)	Height (inch)	Width (inch)	Depth (inch)			
95% @ 0.3µm-85% @ MPPS									
HFN-US-305/305/78-10APD2G	12	12	3	12.00	12.00	3.07	28.00	90	0.20
HFN-US-305/610/78-10APD2G	12	24	3	12.00	24.01	3.07	56.00	180	0.20
HFN-US-457/610/78-10APD2G	18	24	3	17.99	24.01	3.07	84.00	265	0.20
HFN-US-610/610/78-10APD2G	24	24	3	24.01	24.01	3.07	112.00	360	0.20
HFN-US-610/1220/78-10APD2G	24	48	3	24.01	48.03	3.07	224.00	720	0.20
HFN-US-610/1830/78-10APD2G	24	72	3	24.01	72.04	3.07	336.00	1080	0.20
99.99% @ 0.3µm-99.95% @ MPPS									
HFN-US-305/305/78-13APD2G	12	12	3	12.00	12.00	3.07	28.00	90	0.44
HFN-US-305/610/78-13APD2G	12	24	3	12.00	24.01	3.07	56.00	180	0.44
HFN-US-457/610/78-13APD2G	18	24	3	17.99	24.01	3.07	84.00	265	0.44
HFN-US-610/610/78-13APD2G	24	24	3	24.01	24.01	3.07	112.00	360	0.44
HFN-US-610/1220/78-13APD2G	24	48	3	24.01	48.03	3.07	224.00	720	0.44
HFN-US-610/1830/78-13APD2G	24	72	3	24.01	72.04	3.07	336.00	1080	0.44

HFN SERIES ALUMINIUM PROFILE 3.07" DEEP FRAME

Part Number	Nominal Size			Actual Size			Media Area (sq.ft)	Air Flow (cfm)	Pressure Drop (inches w. g.)
	Height (inch)	Width (inch)	Depth (inch)	Height (inch)	Width (inch)	Depth (inch)			
99.999% @ 0.3µm-99.995% @ MPPS									
HFN-US-305/305/78-14APD2G	12	12	3	12.00	12.00	3.07	28.00	90	0.48
HFN-US-305/610/78-14APD2G	12	24	3	12.00	24.01	3.07	56.00	180	0.48
HFN-US-457/610/78-14APD2G	18	24	3	17.99	24.01	3.07	84.00	265	0.48
HFN-US-610/610/78-14APD2G	24	24	3	24.01	24.01	3.07	112.00	360	0.48
HFN-US-610/1220/78-14APD2G	24	48	3	24.01	48.03	3.07	224.00	720	0.48
HFN-US-610/1830/78-14APD2G	24	72	3	24.01	72.04	3.07	336.00	1080	0.48
99.9999% @ 0.3µm-99.9995% @ MPPS									
HFN-US-305/305/78-15APD2G	12	12	3	12.00	12.00	3.07	28.00	90	0.56
HFN-US-305/610/78-15APD2G	12	24	3	12.00	24.01	3.07	56.00	180	0.56
HFN-US-457/610/78-15APD2G	18	24	3	17.99	24.01	3.07	84.00	265	0.56
HFN-US-610/610/78-15APD2G	24	24	3	24.01	24.01	3.07	112.00	360	0.56
HFN-US-610/1220/78-15APD2G	24	48	3	24.01	48.03	3.07	224.00	720	0.56
HFN-US-610/1830/78-15APD2G	24	72	3	24.01	72.04	3.07	336.00	1080	0.56

HFN SERIES MDF 3.07" DEEP FRAME

Media	Microglass Fiber
Frame	MDF
Operating Temperature	176°F
Filter Efficiency	95% @ 0.3µm - 99.999% @ 0.3µm
Gasket	Flat Neoprene or Half Round Endless Polyurethane
Protection Grids	Optional
Separators	Hotmelt

Applications

- Air conditioning systems (Hospitals, Laboratories, Museums)
- Industrial processes (Pharmaceutical, Food, Microelectronics)

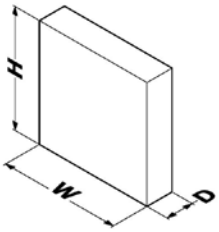

Part Number	Nominal Size			Actual Size			Media Area (sq.ft)	Air Flow (cfm)	Pressure Drop (inches w. g.)
	Height (inch)	Width (inch)	Depth (inch)	Height (inch)	Width (inch)	Depth (inch)			
95% @ 0.3µm-85% @ MPPS									
HFN-US-305/305/78-10PD	12	12	3	12.00	12.00	3.07	28.00	412	1.0
HFN-US-305/610/78-10PD	12	24	3	12.00	24.01	3.07	56.00	824	1.0
HFN-US-457/610/78-10PD	18	24	3	17.99	24.01	3.07	84.00	1236	1.0
HFN-US-610/610/78-10PD	24	24	3	24.01	24.01	3.07	112.00	1648	1.0
HFN-US-610/1220/78-10PD	24	48	3	24.01	48.03	3.07	224.00	3296	1.0
HFN-US-610/1830/78-10PD	24	72	3	24.01	72.04	3.07	336.00	4944	1.0
99.99% @ 0.3µm-99.95% @ MPPS									
HFN-US-305/305/78-13PD	12	12	3	12.00	12.00	3.07	28.00	182	1.0
HFN-US-305/610/78-13PD	12	24	3	12.00	24.01	3.07	56.00	367	1.0
HFN-US-457/610/78-13PD	18	24	3	17.99	24.01	3.07	84.00	547	1.0
HFN-US-610/610/78-13PD	24	24	3	24.01	24.01	3.07	112.00	735	1.0
HFN-US-610/1220/78-13PD	24	48	3	24.01	48.03	3.07	224.00	1471	1.0
HFN-US-610/1830/78-13PD	24	72	3	24.01	72.04	3.07	336.00	2207	1.0

HFN SERIES MDF 3.07" DEEP FRAME

Part Number	Nominal Size			Actual Size			Media Area (sq.ft)	Air Flow (cfm)	Pressure Drop (inches w. g.)
	Height (inch)	Width (inch)	Depth (inch)	Height (inch)	Width (inch)	Depth (inch)			
99.999% @ 0.3µm-99.995% @ MPPS									
HFN-US-305/305/78-14PD	12	12	3	12.00	12.00	3.07	28.00	161	1.0
HFN-US-305/610/78-14PD	12	24	3	12.00	24.01	3.07	56.00	323	1.0
HFN-US-457/610/78-14PD	18	24	3	17.99	24.01	3.07	84.00	482	1.0
HFN-US-610/610/78-14PD	24	24	3	24.01	24.01	3.07	112.00	647	1.0
HFN-US-610/1220/78-14PD	24	48	3	24.01	48.03	3.07	224.00	1294	1.0
HFN-US-610/1830/78-14PD	24	72	3	24.01	72.04	3.07	336.00	1942	1.0

HFN SERIES GEL SEAL 2.87" DEEP FRAME

Media	Microglass Fiber
Frame	Extruded Anodized Aluminium
Operating Temperature	176°F
Filter Efficiency	95% @ 0.3µm - 99.9995% @ MPPS
Gasket	Gel
Protection Grids	Painted Aluminium on Both Sides
Separators	Hotmelt



Applications

- Air conditioning systems (Hospitals, Laboratories, Museums)
- Industrial processes (Pharmaceutical, Food, Microelectronics)

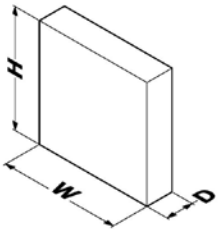

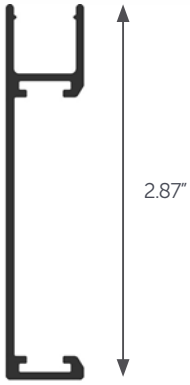

2.87" Aluminium Profile View

Part Number	Nominal Size			Actual Size			Media Area (sq.ft)	Air Flow (cfm)	Pressure Drop (inches w. g.)
	Height (inch)	Width (inch)	Depth (inch)	Height (inch)	Width (inch)	Depth (inch)			
95% @ 0.3µm-85% @ MPPS									
HFN-US-305/305/73-10APJ2G	12	12	3	12.00	12.00	2.87	28.00	90	0.20
HFN-US-305/610/73-10APJ2G	12	24	3	12.00	24.01	2.87	56.00	180	0.20
HFN-US-457/610/73-10APJ2G	18	24	3	17.99	24.01	2.87	84.00	265	0.20
HFN-US-610/610/73-10APJ2G	24	24	3	24.01	24.01	2.87	112.00	360	0.20
HFN-US-610/1220/73-10APJ2G	24	48	3	24.01	48.03	2.87	224.00	720	0.20
HFN-US-610/1830/73-10APJ2G	24	72	3	24.01	72.04	2.87	336.00	1080	0.20
99.99% @ 0.3µm-99.95% @ MPPS									
HFN-US-305/305/73-13APJ2G	12	12	3	12.00	12.00	2.87	28.00	90	0.44
HFN-US-305/610/73-13APJ2G	12	24	3	12.00	24.01	2.87	56.00	180	0.44
HFN-US-457/610/73-13APJ2G	18	24	3	17.99	24.01	2.87	84.00	265	0.44
HFN-US-610/610/73-13APJ2G	24	24	3	24.01	24.01	2.87	112.00	360	0.44
HFN-US-610/1220/73-13APJ2G	24	48	3	24.01	48.03	2.87	224.00	720	0.44
HFN-US-610/1830/73-13APJ2G	24	72	3	24.01	72.04	2.87	336.00	1080	0.44

HFN SERIES GEL SEAL 2.87" DEEP FRAME

Part Number	Nominal Size			Actual Size			Media Area (sq.ft)	Air Flow (cfm)	Pressure Drop (inches w. g.)
	Height (inch)	Width (inch)	Depth (inch)	Height (inch)	Width (inch)	Depth (inch)			
99.999% @ 0.3µm-99.995% @ MPPS									
HFN-US-305/305/73-14APJ2G	12	12	3	12.00	12.00	2.87	28.00	90	0.48
HFN-US-305/610/73-14APJ2G	12	24	3	12.00	24.01	2.87	56.00	180	0.48
HFN-US-457/610/73-14APJ2G	18	24	3	17.99	24.01	2.87	84.00	265	0.48
HFN-US-610/610/73-14APJ2G	24	24	3	24.01	24.01	2.87	112.00	360	0.48
HFN-US-610/1220/73-14APJ2G	24	48	3	24.01	48.03	2.87	224.00	720	0.48
HFN-US-610/1830/73-14APJ2G	24	72	3	24.01	72.04	2.87	336.00	1080	0.48
99.9999% @ 0.3µm-99.9995% @ MPPS									
HFN-US-305/305/73-15APJ2G	12	12	3	12.00	12.00	2.87	28.00	90	0.56
HFN-US-305/610/73-15APJ2G	12	24	3	12.00	24.01	2.87	56.00	180	0.56
HFN-US-457/610/73-15APJ2G	18	24	3	17.99	24.01	2.87	84.00	265	0.56
HFN-US-610/610/73-15APJ2G	24	24	3	24.01	24.01	2.87	112.00	360	0.56
HFN-US-610/1220/73-15APJ2G	24	48	3	24.01	48.03	2.87	224.00	720	0.56
HFN-US-610/1830/73-15APJ2G	24	72	3	24.01	72.04	2.87	336.00	1080	0.56

HFN SERIES GEL SEAL 3.15" DEEP FRAME

Media	Microglass Fiber
Frame	Extruded Anodized Aluminium
Operating Temperature	176°F
Filter Efficiency	95% @ 0.3µm - 99.9995% @ MPPS
Gasket	Gel
Protection Grids	Painted Aluminium on Both Sides
Separators	Hotmelt



Applications

- Air conditioning systems (Hospitals, Laboratories, Museums)
- Industrial processes (Pharmaceutical, Food, Microelectronics)

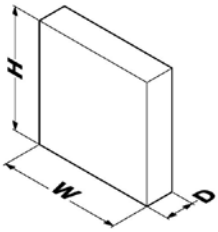

3.15" Aluminium Profile View

Part Number	Nominal Size			Actual Size			Media Area (sq.ft)	Air Flow (cfm)	Pressure Drop (inches w. g.)
	Height (inch)	Width (inch)	Depth (inch)	Height (inch)	Width (inch)	Depth (inch)			
95% @ 0.3µm-85% @ MPPS									
HFN-US-305/305/80-10APJ2G	12	12	3.2	12.00	12.00	3.15	28.00	90	0.20
HFN-US-305/610/80-10APJ2G	12	24	3.2	12.00	24.01	3.15	56.00	180	0.20
HFN-US-457/610/80-10APJ2G	18	24	3.2	17.99	24.01	3.15	84.00	265	0.20
HFN-US-610/610/80-10APJ2G	24	24	3.2	24.01	24.01	3.15	112.00	360	0.20
HFN-US-610/1220/80-10APJ2G	24	48	3.2	24.01	48.03	3.15	224.00	720	0.20
HFN-US-610/1830/80-10APJ2G	24	72	3.2	24.01	72.04	3.15	336.00	1080	0.20
99.99% @ 0.3µm-99.95% @ MPPS									
HFN-US-305/305/80-13APJ2G	12	12	3.2	12.00	12.00	3.15	28.00	90	0.44
HFN-US-305/610/80-13APJ2G	12	24	3.2	12.00	24.01	3.15	56.00	180	0.44
HFN-US-457/610/80-13APJ2G	18	24	3.2	17.99	24.01	3.15	84.00	265	0.44
HFN-US-610/610/80-13APJ2G	24	24	3.2	24.01	24.01	3.15	112.00	360	0.44
HFN-US-610/1220/80-13APJ2G	24	48	3.2	24.01	48.03	3.15	224.00	720	0.44
HFN-US-610/1830/80-13APJ2G	24	72	3.2	24.01	72.04	3.15	336.00	1080	0.44

HFN SERIES GEL SEAL 3.15" DEEP FRAME

Part Number	Nominal Size			Actual Size			Media Area (sq.ft)	Air Flow (cfm)	Pressure Drop (inches w. g.)
	Height (inch)	Width (inch)	Depth (inch)	Height (inch)	Width (inch)	Depth (inch)			
99.999% @ 0.3µm-99.995% @ MPPS									
HFN-US-305/305/80-14APJ2G	12	12	3.2	12.00	12.00	3.15	28.00	90	0.48
HFN-US-305/610/80-14APJ2G	12	24	3.2	12.00	24.01	3.15	56.00	180	0.48
HFN-US-457/610/80-14APJ2G	18	24	3.2	17.99	24.01	3.15	84.00	265	0.48
HFN-US-610/610/80-14APJ2G	24	24	3.2	24.01	24.01	3.15	112.00	360	0.48
HFN-US-610/1220/80-14APJ2G	24	48	3.2	24.01	48.03	3.15	224.00	720	0.48
HFN-US-610/1830/80-14APJ2G	24	72	3.2	24.01	72.04	3.15	336.00	1080	0.48
99.9999% @ 0.3µm-99.9995% @ MPPS									
HFN-US-305/305/80-15APJ2G	12	12	3.2	12.00	12.00	3.15	28.00	90	0.56
HFN-US-305/610/80-15APJ2G	12	24	3.2	12.00	24.01	3.15	56.00	180	0.56
HFN-US-457/610/80-15APJ2G	18	24	3.2	17.99	24.01	3.15	84.00	265	0.56
HFN-US-610/610/80-15APJ2G	24	24	3.2	24.01	24.01	3.15	112.00	360	0.56
HFN-US-610/1220/80-15APJ2G	24	48	3.2	24.01	48.03	3.15	224.00	720	0.56
HFN-US-610/1830/80-15APJ2G	24	72	3.2	24.01	72.04	3.15	336.00	1080	0.56

HFP SERIES GEL SEAL 3.46" DEEP FRAME

Media	Microglass Fiber
Frame	Extruded Anodized Aluminium
Operating Temperature	176°F
Filter Efficiency	95% @ 0.3µm - 99.9995% @ MPPS
Gasket	Gel
Protection Grids	Painted Aluminium on Both Sides
Separators	Hotmelt



Applications

- Air conditioning systems (Hospitals, Laboratories, Museums)
- Industrial processes (Pharmaceutical, Food, Microelectronics)

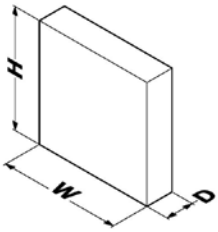

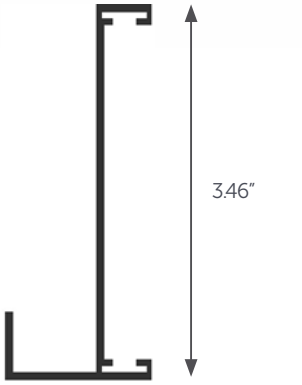

3.46" Aluminium Profile View

Part Number	Nominal Size			Actual Size			Media Area (sq.ft)	Air Flow (cfm)	Pressure Drop (inches w. g.)
	Height (inch)	Width (inch)	Depth (inch)	Height (inch)	Width (inch)	Depth (inch)			
95% @ 0.3µm-85% @ MPPS									
HFP-US-305/305/88-10APJ2G	12	12	3.5	12.00	12.00	3.46	33.00	90	0.14
HFP-US-305/610/88-10APJ2G	12	24	3.5	12.00	24.01	3.46	66.00	180	0.14
HFP-US-457/610/88-10APJ2G	18	24	3.5	17.99	24.01	3.46	101.00	265	0.14
HFP-US-610/610/88-10APJ2G	24	24	3.5	24.01	24.01	3.46	134.00	360	0.14
HFP-US-610/1220/88-10APJ2G	24	48	3.5	24.01	48.03	3.46	269.00	720	0.14
HFP-US-610/1830/88-10APJ2G	24	72	3.5	24.01	72.04	3.46	403.00	1080	0.14
99.99% @ 0.3µm-99.95% @ MPPS									
HFP-US-305/305/88-13APJ2G	12	12	3.5	12.00	12.00	3.46	33.00	90	0.36
HFP-US-305/610/88-13APJ2G	12	24	3.5	12.00	24.01	3.46	66.00	180	0.36
HFP-US-457/610/88-13APJ2G	18	24	3.5	17.99	24.01	3.46	101.00	265	0.36
HFP-US-610/610/88-13APJ2G	24	24	3.5	24.01	24.01	3.46	134.00	360	0.36
HFP-US-610/1220/88-13APJ2G	24	48	3.5	24.01	48.03	3.46	269.00	720	0.36
HFP-US-610/1830/88-13APJ2G	24	72	3.5	24.01	72.04	3.46	403.00	1080	0.36

HFP SERIES GEL SEAL 3.46" DEEP FRAME

Part Number	Nominal Size			Actual Size			Media Area (sq.ft)	Air Flow (cfm)	Pressure Drop (inches w. g.)
	Height (inch)	Width (inch)	Depth (inch)	Height (inch)	Width (inch)	Depth (inch)			
99.999% @ 0.3µm-99.995% @ MPPS									
HFP-US-305/305/88-14APJ2G	12	12	3.5	12.00	12.00	3.46	33.00	90	0.40
HFP-US-305/610/88-14APJ2G	12	24	3.5	12.00	24.01	3.46	66.00	180	0.40
HFP-US-457/610/88-14APJ2G	18	24	3.5	17.99	24.01	3.46	101.00	265	0.40
HFP-US-610/610/88-14APJ2G	24	24	3.5	24.01	24.01	3.46	134.00	360	0.40
HFP-US-610/1220/88-14APJ2G	24	48	3.5	24.01	48.03	3.46	269.00	720	0.40
HFP-US-610/1830/88-14APJ2G	24	72	3.5	24.01	72.04	3.46	403.00	1080	0.40
99.9999% @ 0.3µm-99.9995% @ MPPS									
HFP-US-305/305/88-15APJ2G	12	12	3.5	12.00	12.00	3.46	33.00	90	0.48
HFP-US-305/610/88-15APJ2G	12	24	3.5	12.00	24.01	3.46	66.00	180	0.48
HFP-US-457/610/88-15APJ2G	18	24	3.5	17.99	24.01	3.46	101.00	265	0.48
HFP-US-610/610/88-15APJ2G	24	24	3.5	24.01	24.01	3.46	134.00	360	0.48
HFP-US-610/1220/88-15APJ2G	24	48	3.5	24.01	48.03	3.46	269.00	720	0.48
HFP-US-610/1830/88-15APJ2G	24	72	3.5	24.01	72.04	3.46	403.00	1080	0.48

HFP SERIES GEL SEAL 4.09" DEEP FRAME

Media	Microglass Fiber
Frame	Extruded Anodized Aluminium
Operating Temperature	176°F
Filter Efficiency	95% @ 0.3µm - 99.9995% @ MPPS
Gasket	Gel
Protection Grids	Painted Aluminium on Both Sides
Separators	Hotmelt

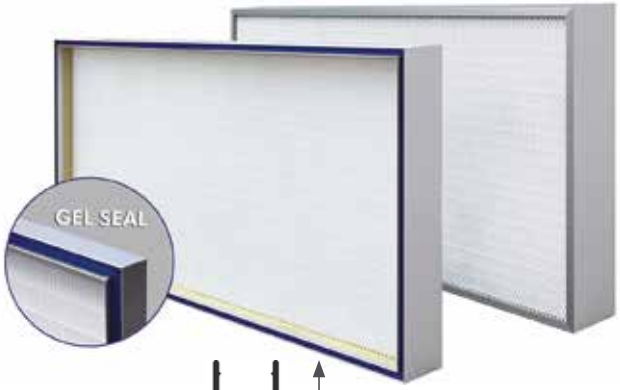

Applications

- Air conditioning systems (Hospitals, Laboratories, Museums)
- Industrial processes (Pharmaceutical, Food, Microelectronics)

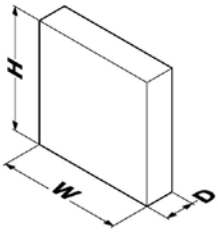

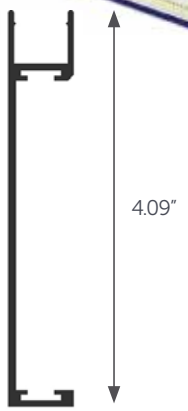

4.09" Aluminium Profile View

Part Number	Nominal Size			Actual Size			Media Area (sq.ft)	Air Flow (cfm)	Pressure Drop (inches w. g.)
	Height (inch)	Width (inch)	Depth (inch)	Height (inch)	Width (inch)	Depth (inch)			
95% @ 0.3µm-85% @ MPPS									
HFP-US-305/305/104-10APJ2G	12	12	4.1	12.00	12.00	4.09	33.00	90	0.14
HFP-US-305/610/104-10APJ2G	12	24	4.1	12.00	24.01	4.09	66.00	180	0.14
HFP-US-457/610/104-10APJ2G	18	24	4.1	17.99	24.01	4.09	101.00	265	0.14
HFP-US-610/610/104-10APJ2G	24	24	4.1	24.01	24.01	4.09	134.00	360	0.14
HFP-US-610/1220/104-10APJ2G	24	48	4.1	24.01	48.03	4.09	269.00	720	0.14
HFP-US-610/1830/104-10APJ2G	24	72	4.1	24.01	72.04	4.09	403.00	1080	0.14
99.99% @ 0.3µm-99.95% @ MPPS									
HFP-US-305/305/104-13APJ2G	12	12	4.1	12.00	12.00	4.09	33.00	90	0.36
HFP-US-305/610/104-13APJ2G	12	24	4.1	12.00	24.01	4.09	66.00	180	0.36
HFP-US-457/610/104-13APJ2G	18	24	4.1	17.99	24.01	4.09	101.00	265	0.36
HFP-US-610/610/104-13APJ2G	24	24	4.1	24.01	24.01	4.09	134.00	360	0.36
HFP-US-610/1220/104-13APJ2G	24	48	4.1	24.01	48.03	4.09	269.00	720	0.36
HFP-US-610/1830/104-13APJ2G	24	72	4.1	24.01	72.04	4.09	403.00	1080	0.36

HFP SERIES GEL SEAL 4.09" DEEP FRAME

Part Number	Nominal Size			Actual Size			Media Area (sq.ft)	Air Flow (cfm)	Pressure Drop (inches w. g.)
	Height (inch)	Width (inch)	Depth (inch)	Height (inch)	Width (inch)	Depth (inch)			
99.999% @ 0.3µm-99.995% @ MPPS									
HFP-US-305/305/104-14APJ2G	12	12	4.1	12.00	12.00	4.09	33.00	90	0.40
HFP-US-305/610/104-14APJ2G	12	24	4.1	12.00	24.01	4.09	66.00	180	0.40
HFP-US-457/610/104-14APJ2G	18	24	4.1	17.99	24.01	4.09	101.00	265	0.40
HFP-US-610/610/104-14APJ2G	24	24	4.1	24.01	24.01	4.09	134.00	360	0.40
HFP-US-610/1220/104-14APJ2G	24	48	4.1	24.01	48.03	4.09	269.00	720	0.40
HFP-US-610/1830/104-14APJ2G	24	72	4.1	24.01	72.04	4.09	403.00	1080	0.40
99.9999% @ 0.3µm-99.9995% @ MPPS									
HFP-US-305/305/104-15APJ2G	12	12	4.1	12.00	12.00	4.09	33.00	90	0.48
HFP-US-305/610/104-15APJ2G	12	24	4.1	12.00	24.01	4.09	66.00	180	0.48
HFP-US-457/610/104-15APJ2G	18	24	4.1	17.99	24.01	4.09	101.00	265	0.48
HFP-US-610/610/104-15APJ2G	24	24	4.1	24.01	24.01	4.09	134.00	360	0.48
HFP-US-610/1220/104-15APJ2G	24	48	4.1	24.01	48.03	4.09	269.00	720	0.48
HFP-US-610/1830/104-15APJ2G	24	72	4.1	24.01	72.04	4.09	403.00	1080	0.48

HFP SERIES ALUMINIUM PROFILE 3.54" DEEP FRAME

Media	Microglass Fiber
Frame	Extruded Anodized Aluminium
Operating Temperature	176°F
Filter Efficiency	95% @ 0.3µm - 99.9995% @ MPPS
Gasket	Half Round Endless Polyurethane
Protection Grids	Powder Coated Metal on Both Sides
Separators	Hotmelt

Applications

- Air conditioning systems (Hospitals, Laboratories, Museums)
- Industrial processes (Pharmaceutical, Food, Microelectronics)

AIR FILTER UNIT AS TO FLAMMABILITY ONLY R39025

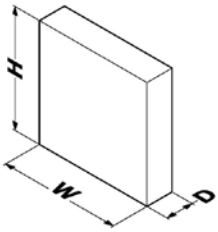



3.54" Aluminium Profile View

Part Number	Nominal Size			Actual Size			Media Area (sq.ft)	Air Flow (cfm)	Pressure Drop (inches w. g.)
	Height (inch)	Width (inch)	Depth (inch)	Height (inch)	Width (inch)	Depth (inch)			
95% @ 0.3µm-85% @ MPPS									
HFP-US-305/305/90-10APD2G	12	12	3.6	12.00	12.00	3.54	33.00	90	0.14
HFP-US-305/610/90-10APD2G	12	24	3.6	12.00	24.01	3.54	66.00	180	0.14
HFP-US-457/610/90-10APD2G	18	24	3.6	17.99	24.01	3.54	101.00	265	0.14
HFP-US-610/610/90-10APD2G	24	24	3.6	24.01	24.01	3.54	134.00	360	0.14
HFP-US-610/1220/90-10APD2G	24	48	3.6	24.01	48.03	3.54	269.00	720	0.14
HFP-US-610/1830/90-10APD2G	24	72	3.6	24.01	72.04	3.54	403.00	1080	0.14
99.99% @ 0.3µm-99.95% @ MPPS									
HFP-US-305/305/90-13APD2G	12	12	3.6	12.00	12.00	3.54	33.00	90	0.36
HFP-US-305/610/90-13APD2G	12	24	3.6	12.00	24.01	3.54	66.00	180	0.36
HFP-US-457/610/90-13APD2G	18	24	3.6	17.99	24.01	3.54	101.00	265	0.36
HFP-US-610/610/90-13APD2G	24	24	3.6	24.01	24.01	3.54	134.00	360	0.36
HFP-US-610/1220/90-13APD2G	24	48	3.6	24.01	48.03	3.54	269.00	720	0.36
HFP-US-610/1830/90-13APD2G	24	72	3.6	24.01	72.04	3.54	403.00	1080	0.36

HFP SERIES ALUMINIUM PROFILE 3.54" DEEP FRAME

Part Number	Nominal Size			Actual Size			Media Area (sq.ft)	Air Flow (cfm)	Pressure Drop (inches w. g.)
	Height (inch)	Width (inch)	Depth (inch)	Height (inch)	Width (inch)	Depth (inch)			
99.999% @ 0.3µm-99.995% @ MPPS									
HFP-US-305/305/90-14APD2G	12	12	3.6	12.00	12.00	3.54	33.00	90	0.40
HFP-US-305/610/90-14APD2G	12	24	3.6	12.00	24.01	3.54	66.00	180	0.40
HFP-US-457/610/90-14APD2G	18	24	3.6	17.99	24.01	3.54	101.00	265	0.40
HFP-US-610/610/90-14APD2G	24	24	3.6	24.01	24.01	3.54	134.00	360	0.40
HFP-US-610/1220/90-14APD2G	24	48	3.6	24.01	48.03	3.54	269.00	720	0.40
HFP-US-610/1830/90-14APD2G	24	72	3.6	24.01	72.04	3.54	403.00	1080	0.40
99.9999% @ 0.3µm-99.9995% @ MPPS									
HFP-US-305/305/90-15APD2G	12	12	3.6	12.00	12.00	3.54	33.00	90	0.48
HFP-US-305/610/90-15APD2G	12	24	3.6	12.00	24.01	3.54	66.00	180	0.48
HFP-US-457/610/90-15APD2G	18	24	3.6	17.99	24.01	3.54	101.00	265	0.48
HFP-US-610/610/90-15APD2G	24	24	3.6	24.01	24.01	3.54	134.00	360	0.48
HFP-US-610/1220/90-15APD2G	24	48	3.6	24.01	48.03	3.54	269.00	720	0.48
HFP-US-610/1830/90-15APD2G	24	72	3.6	24.01	72.04	3.54	403.00	1080	0.48

HFN SERIES ALUMINIUM PROFILE 5.90" DEEP FRAME

Media	Microglass Fiber
Frame	Extruded Anodized Aluminium
Operating Temperature	176°F
Filter Efficiency	95% @ 0.3µm - 99.9995% @ MPPS
Gasket	Half Round Endless Polyurethane
Protection Grids	Powder Coated Metal on Both Sides
Separators	Hotmelt

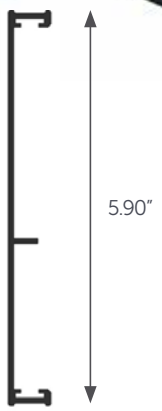

5.90" Aluminium Profile View

Applications

- Air conditioning systems (Hospitals, Laboratories, Museums)
- Industrial processes (Pharmaceutical, Food, Microelectronics)

AIR FILTER UNIT AS TO FLAMMABILITY ONLY R39025

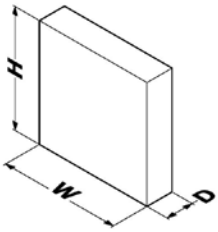

Part Number	Nominal Size			Actual Size			Media Area (sq.ft)	Air Flow (cfm)	Pressure Drop (inches w. g.)
	Height (inch)	Width (inch)	Depth (inch)	Height (inch)	Width (inch)	Depth (inch)			
95% @ 0.3µm-85% @ MPPS									
HFN-US-305/305/150-10APD2G	12	12	6	12.00	12.00	5.90	28.00	90	0.20
HFN-US-305/610/150-10APD2G	12	24	6	12.00	24.01	5.90	56.00	180	0.20
HFN-US-457/610/150-10APD2G	18	24	6	17.99	24.01	5.90	84.00	265	0.20
HFN-US-610/610/150-10APD2G	24	24	6	24.01	24.01	5.90	112.00	360	0.20
HFN-US-610/1220/150-10APD2G	24	48	6	24.01	48.03	5.90	224.00	720	0.20
HFN-US-610/1830/150-10APD2G	24	72	6	24.01	72.04	5.90	336.00	1080	0.20
99.99% @ 0.3µm-99.95% @ MPPS									
HFN-US-305/305/150-13APD2G	12	12	6	12.00	12.00	5.90	28.00	90	0.44
HFN-US-305/610/150-13APD2G	12	24	6	12.00	24.01	5.90	56.00	180	0.44
HFN-US-457/610/150-13APD2G	18	24	6	17.99	24.01	5.90	84.00	265	0.44
HFN-US-610/610/150-13APD2G	24	24	6	24.01	24.01	5.90	112.00	360	0.44
HFN-US-610/1220/150-13APD2G	24	48	6	24.01	48.03	5.90	224.00	720	0.44
HFN-US-610/1830/150-13APD2G	24	72	6	24.01	72.04	5.90	336.00	1080	0.44

HFN SERIES ALUMINIUM PROFILE 5.90" DEEP FRAME

Part Number	Nominal Size			Actual Size			Media Area (sq.ft)	Air Flow (cfm)	Pressure Drop (inches w. g.)
	Height (inch)	Width (inch)	Depth (inch)	Height (inch)	Width (inch)	Depth (inch)			
99.999% @ 0.3µm-99.995% @ MPPS									
HFN-US-305/305/150-14APD2G	12	12	6	12.00	12.00	5.90	28.00	90	0.48
HFN-US-305/610/150-14APD2G	12	24	6	12.00	24.01	5.90	56.00	180	0.48
HFN-US-457/610/150-14APD2G	18	24	6	17.99	24.01	5.90	84.00	265	0.48
HFN-US-610/610/150-14APD2G	24	24	6	24.01	24.01	5.90	112.00	360	0.48
HFN-US-610/1220/150-14APD2G	24	48	6	24.01	48.03	5.90	224.00	720	0.48
HFN-US-610/1830/150-14APD2G	24	72	6	24.01	72.04	5.90	336.00	1080	0.48

HFN SERIES MDF 5.90" DEEP FRAME

Media	Microglass Fiber
Frame	MDF
Operating Temperature	176°F
Filter Efficiency	95% @ 0.3µm - 99.999% @ 0.3µm
Gasket	Neoprene or Half Round Endless Polyurethane
Protection Grids	Optional
Separators	Hotmelt

Applications

- Air conditioning systems (Hospitals, Laboratories, Museums)
- Industrial processes (Pharmaceutical, Food, Microelectronics)

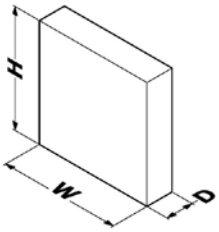

Part Number	Nominal Size			Actual Size			Media Area (sq.ft)	Air Flow (cfm)	Pressure Drop (inches w. g.)
	Height (inch)	Width (inch)	Depth (inch)	Height (inch)	Width (inch)	Depth (inch)			
95% @ 0.3µm-85% @ MPPS									
HFN-US-305/305/150-10PD	12	12	6	12.00	12.00	5.90	28.00	412	1.0
HFN-US-305/610/150-10PD	12	24	6	12.00	24.01	5.90	56.00	824	1.0
HFN-US-457/610/150-10PD	18	24	6	17.99	24.01	5.90	84.00	1236	1.0
HFN-US-610/610/150-10PD	24	24	6	24.01	24.01	5.90	112.00	1648	1.0
HFN-US-610/1220/150-10PD	24	48	6	24.01	48.03	5.90	224.00	3296	1.0
HFN-US-610/1830/150-10PD	24	72	6	24.01	72.04	5.90	336.00	4944	1.0
99.99% @ 0.3µm-99.95% @ MPPS									
HFN-US-305/305/150-13PD	12	12	6	12.00	12.00	5.90	28.00	182	1.0
HFN-US-305/610/150-13PD	12	24	6	12.00	24.01	5.90	56.00	367	1.0
HFN-US-457/610/150-13PD	18	24	6	17.99	24.01	5.90	84.00	547	1.0
HFN-US-610/610/150-13PD	24	24	6	24.01	24.01	5.90	112.00	735	1.0
HFN-US-610/1220/150-13PD	24	48	6	24.01	48.03	5.90	224.00	1471	1.0
HFN-US-610/1830/150-13PD	24	72	6	24.01	72.04	5.90	336.00	2207	1.0

HFN SERIES MDF 5.90" DEEP FRAME

Part Number	Nominal Size			Actual Size			Media Area (sq.ft)	Air Flow (cfm)	Pressure Drop (inches w. g.)
	Height (inch)	Width (inch)	Depth (inch)	Height (inch)	Width (inch)	Depth (inch)			
99.999% @ 0.3µm-99.995% @ MPPS									
HFN-US-305/305/150-14PD	12	12	6	12.00	12.00	5.90	28.00	161	1.0
HFN-US-305/610/150-14PD	12	24	6	12.00	24.01	5.90	56.00	323	1.0
HFN-US-457/610/150-14PD	18	24	6	17.99	24.01	5.90	84.00	482	1.0
HFN-US-610/610/150-14PD	24	24	6	24.01	24.01	5.90	112.00	647	1.0
HFN-US-610/1220/150-14PD	24	48	6	24.01	48.03	5.90	224.00	1294	1.0
HFN-US-610/1830/150-14PD	24	72	6	24.01	72.04	5.90	336.00	1942	1.0

HFP SERIES ALUMINIUM PROFILE 5.90" DEEP FRAME

Media	Microglass Fiber
Frame	Extruded Anodized Aluminium
Operating Temperature	176°F
Filter Efficiency	95% @ 0.3µm - 99.9995% @ MPPS
Gasket	Half Round Endless Polyurethane
Protection Grids	Powder Coated Metal on Both Sides
Separators	Hotmelt

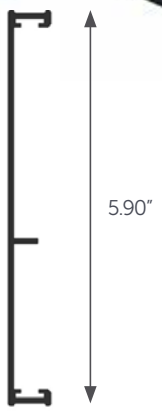

5.90" Aluminium Profile View

Applications

- Air conditioning systems (Hospitals, Laboratories, Museums)
- Industrial processes (Pharmaceutical, Food, Microelectronics)

AIR FILTER UNIT AS TO FLAMMABILITY ONLY R39025

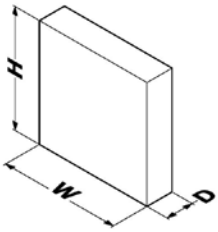

Part Number	Nominal Size			Actual Size			Media Area (sq.ft)	Air Flow (cfm)	Pressure Drop (inches w. g.)
	Height (inch)	Width (inch)	Depth (inch)	Height (inch)	Width (inch)	Depth (inch)			
95% @ 0.3µm-85% @ MPPS									
HFP-US-305/305/150-10APD2G	12	12	6	12.00	12.00	5.90	33.00	90	0.14
HFP-US-305/610/150-10APD2G	12	24	6	12.00	24.01	5.90	66.00	180	0.14
HFP-US-457/610/150-10APD2G	18	24	6	17.99	24.01	5.90	101.00	265	0.14
HFP-US-610/610/150-10APD2G	24	24	6	24.01	24.01	5.90	134.00	360	0.14
HFP-US-610/1220/150-10APD2G	24	48	6	24.01	48.03	5.90	269.00	720	0.14
HFP-US-610/1830/150-10APD2G	24	72	6	24.01	72.04	5.90	403.00	1080	0.14
99.99% @ 0.3µm-99.95% @ MPPS									
HFP-US-305/305/150-13APD2G	12	12	6	12.00	12.00	5.90	33.00	90	0.36
HFP-US-305/610/150-13APD2G	12	24	6	12.00	24.01	5.90	66.00	180	0.36
HFP-US-457/610/150-13APD2G	18	24	6	17.99	24.01	5.90	101.00	265	0.36
HFP-US-610/610/150-13APD2G	24	24	6	24.01	24.01	5.90	134.00	360	0.36
HFP-US-610/1220/150-13APD2G	24	48	6	24.01	48.03	5.90	269.00	720	0.36
HFP-US-610/1830/150-13APD2G	24	72	6	24.01	72.04	5.90	403.00	1080	0.36

HFP SERIES ALUMINIUM PROFILE 5.90" DEEP FRAME

Part Number	Nominal Size			Actual Size			Media Area (sq.ft)	Air Flow (cfm)	Pressure Drop (inches w. g.)
	Height (inch)	Width (inch)	Depth (inch)	Height (inch)	Width (inch)	Depth (inch)			
99.999% @ 0.3µm-99.995% @ MPPS									
HFP-US-305/305/150-14APD2G	12	12	6	12.00	12.00	5.90	33.00	90	0.40
HFP-US-305/610/150-14APD2G	12	24	6	12.00	24.01	5.90	66.00	180	0.40
HFP-US-457/610/150-14APD2G	18	24	6	17.99	24.01	5.90	101.00	265	0.40
HFP-US-610/610/150-14APD2G	24	24	6	24.01	24.01	5.90	134.00	360	0.40
HFP-US-610/1220/150-14APD2G	24	48	6	24.01	48.03	5.90	269.00	720	0.40
HFP-US-610/1830/150-14APD2G	24	72	6	24.01	72.04	5.90	403.00	1080	0.40
99.9999% @ 0.3µm-99.9995% @ MPPS									
HFP-US-305/305/150-15APD2G	12	12	6	12.00	12.00	5.90	33.00	90	0.48
HFP-US-305/610/150-15APD2G	12	24	6	12.00	24.01	5.90	66.00	180	0.48
HFP-US-457/610/150-15APD2G	18	24	6	17.99	24.01	5.90	101.00	265	0.48
HFP-US-610/610/150-15APD2G	24	24	6	24.01	24.01	5.90	134.00	360	0.48
HFP-US-610/1220/150-15APD2G	24	48	6	24.01	48.03	5.90	269.00	720	0.48
HFP-US-610/1830/150-15APD2G	24	72	6	24.01	72.04	5.90	403.00	1080	0.48

HFP SERIES MDF 5.90" DEEP FRAME

Media	Microglass Fiber
Frame	MDF
Operating Temperature	176°F
Filter Efficiency	95% @ 0.3µm - 99.999% @ 0.3µm
Gasket	Flat Neoprene or Half Round Endless Polyurethane
Protection Grids	Optional
Separators	Hotmelt

Applications

- Air conditioning systems (Hospitals, Laboratories, Museums)
- Industrial processes (Pharmaceutical, Food, Microelectronics)

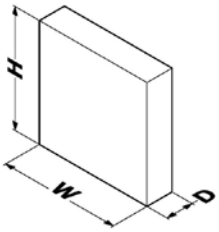

Part Number	Nominal Size			Actual Size			Media Area (sq.ft)	Air Flow (cfm)	Pressure Drop (inches w. g.)
	Height (inch)	Width (inch)	Depth (inch)	Height (inch)	Width (inch)	Depth (inch)			
95% @ 0.3µm-85% @ MPPS									
HFP-US-305/305/150-10PD	12	12	6	12.00	12.00	5.90	33.00	493	1.0
HFP-US-305/610/150-10PD	12	24	6	12.00	24.01	5.90	66.00	986	1.0
HFP-US-457/610/150-10PD	18	24	6	17.99	24.01	5.90	101.00	1479	1.0
HFP-US-610/610/150-10PD	24	24	6	24.01	24.01	5.90	134.00	1972	1.0
HFP-US-610/1220/150-10PD	24	48	6	24.01	48.03	5.90	269.00	3944	1.0
HFP-US-610/1830/150-10PD	24	72	6	24.01	72.04	5.90	403.00	5916	1.0
99.99% @ 0.3µm-99.95% @ MPPS									
HFP-US-305/305/150-13PD	12	12	6	12.00	12.00	5.90	33.00	220	1.0
HFP-US-305/610/150-13PD	12	24	6	12.00	24.01	5.90	66.00	441	1.0
HFP-US-457/610/150-13PD	18	24	6	17.99	24.01	5.90	101.00	660	1.0
HFP-US-610/610/150-13PD	24	24	6	24.01	24.01	5.90	134.00	882	1.0
HFP-US-610/1220/150-13PD	24	48	6	24.01	48.03	5.90	269.00	1766	1.0
HFP-US-610/1830/150-13PD	24	72	6	24.01	72.04	5.90	403.00	2648	1.0

HFP SERIES MDF 5.90" DEEP FRAME

Part Number	Nominal Size			Actual Size			Media Area (sq.ft)	Air Flow (cfm)	Pressure Drop (inches w. g.)
	Height (inch)	Width (inch)	Depth (inch)	Height (inch)	Width (inch)	Depth (inch)			
99.999% @ 0.3µm-99.995% @ MPPS									
HFP-US-305/305/150-14PD	12	12	6	12.00	12.00	5.90	33.00	191	1.0
HFP-US-305/610/150-14PD	12	24	6	12.00	24.01	5.90	66.00	382	1.0
HFP-US-457/610/150-14PD	18	24	6	17.99	24.01	5.90	101.00	573	1.0
HFP-US-610/610/150-14PD	24	24	6	24.01	24.01	5.90	134.00	765	1.0
HFP-US-610/1220/150-14PD	24	48	6	24.01	48.03	5.90	269.00	1530	1.0
HFP-US-610/1830/150-14PD	24	72	6	24.01	72.04	5.90	403.00	2295	1.0

HFS SERIES ALUMINIUM PROFILE 4.33" DEEP FRAME

Media	Microglass Fiber
Frame	Extruded Anodized Aluminium
Operating Temperature	176°F
Filter Efficiency	95% @ 0.3µm - 99.9995% @ MPPS
Gasket	Half Round Endless Polyurethane
Protection Grids	Powder Coated Metal on Both Sides
Separators	Hotmelt

Applications

- Air conditioning systems (Hospitals, Laboratories, Museums)
- Industrial processes (Pharmaceutical, Food, Microelectronics)

AIR FILTER UNIT AS TO FLAMMABILITY ONLY R39025

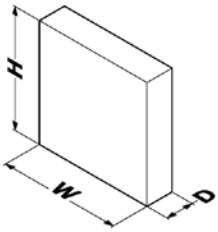

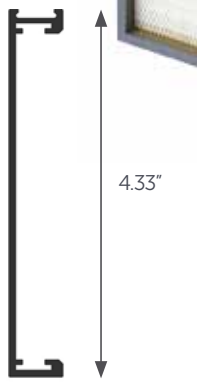

4.33" Aluminium Profile View

Part Number	Nominal Size			Actual Size			Media Area (sq.ft)	Air Flow (cfm)	Pressure Drop (inches w. g.)
	Height (inch)	Width (inch)	Depth (inch)	Height (inch)	Width (inch)	Depth (inch)			
95% @ 0.3µm-85% @ MPPS									
HFS-US-305/305/110-10APD2G	12	12	4.5	12.00	12.00	4.33	48.00	90	0.12
HFS-US-305/610/110-10APD2G	12	24	4.5	12.00	24.01	4.33	97.00	180	0.12
HFS-US-457/610/110-10APD2G	18	24	4.5	17.99	24.01	4.33	145.00	265	0.12
HFS-US-610/610/110-10APD2G	24	24	4.5	24.01	24.01	4.33	194.00	360	0.12
HFS-US-610/1220/110-10APD2G	24	48	4.5	24.01	48.03	4.33	387.00	720	0.12
HFS-US-610/1830/110-10APD2G	24	72	4.5	24.01	72.04	4.33	581.00	1080	0.12
99.99% @ 0.3µm-99.95% @ MPPS									
HFS-US-305/305/110-13APD2G	12	12	4.5	12.00	12.00	4.33	48.00	90	0.30
HFS-US-305/610/110-13APD2G	12	24	4.5	12.00	24.01	4.33	97.00	180	0.30
HFS-US-457/610/110-13APD2G	18	24	4.5	17.99	24.01	4.33	145.00	265	0.30
HFS-US-610/610/110-13APD2G	24	24	4.5	24.01	24.01	4.33	194.00	360	0.30
HFS-US-610/1220/110-13APD2G	24	48	4.5	24.01	48.03	4.33	387.00	720	0.30
HFS-US-610/1830/110-13APD2G	24	72	4.5	24.01	72.04	4.33	581.00	1080	0.30

HFS SERIES ALUMINIUM PROFILE 4.33" DEEP FRAME

Part Number	Nominal Size			Actual Size			Media Area (sq.ft)	Air Flow (cfm)	Pressure Drop (inches w. g.)
	Height (inch)	Width (inch)	Depth (inch)	Height (inch)	Width (inch)	Depth (inch)			
99.999% @ 0.3µm-99.995% @ MPPS									
HFS-US-305/305/110-14APD2G	12	12	4.5	12.00	12.00	4.33	48.00	90	0.34
HFS-US-305/610/110-14APD2G	12	24	4.5	12.00	24.01	4.33	97.00	180	0.34
HFS-US-457/610/110-14APD2G	18	24	4.5	17.99	24.01	4.33	145.00	265	0.34
HFS-US-610/610/110-14APD2G	24	24	4.5	24.01	24.01	4.33	194.00	360	0.34
HFS-US-610/1220/110-14APD2G	24	48	4.5	24.01	48.03	4.33	387.00	720	0.34
HFS-US-610/1830/110-14APD2G	24	72	4.5	24.01	72.04	4.33	581.00	1080	0.34
99.9999% @ 0.3µm-99.9995% @ MPPS									
HFS-US-305/305/110-15APD2G	12	12	4.5	12.00	12.00	4.33	48.00	90	0.40
HFS-US-305/610/110-15APD2G	12	24	4.5	12.00	24.01	4.33	97.00	180	0.40
HFS-US-457/610/110-15APD2G	18	24	4.5	17.99	24.01	4.33	145.00	265	0.40
HFS-US-610/610/110-15APD2G	24	24	4.5	24.01	24.01	4.33	194.00	360	0.40
HFS-US-610/1220/110-15APD2G	24	48	4.5	24.01	48.03	4.33	387.00	720	0.40
HFS-US-610/1830/110-15APD2G	24	72	4.5	24.01	72.04	4.33	581.00	1080	0.40

HFS SERIES ALUMINIUM PROFILE 5.90" DEEP FRAME

Media	Microglass Fiber
Frame	Extruded Anodized Aluminium
Operating Temperature	176°F
Filter Efficiency	95% @ 0.3µm - 99.9995% @ MPPS
Gasket	Half Round Endless Polyurethane
Protection Grids	Powder Coated Metal on Both Sides
Separators	Hotmelt

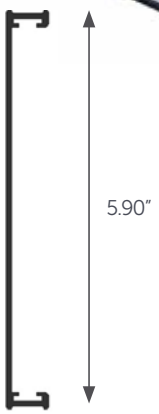

5.90" Aluminium Profile View

Applications

- Air conditioning systems (Hospitals, Laboratories, Museums)
- Industrial processes (Pharmaceutical, Food, Microelectronics)

AIR FILTER UNIT AS TO FLAMMABILITY ONLY R39025

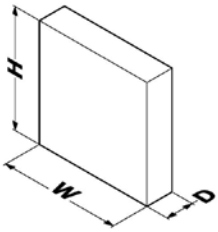

Part Number	Nominal Size			Actual Size			Media Area (sq.ft)	Air Flow (cfm)	Pressure Drop (inches w. g.)
	Height (inch)	Width (inch)	Depth (inch)	Height (inch)	Width (inch)	Depth (inch)			
95% @ 0.3µm-85% @ MPPS									
HFS-US-305/305/150-10APD2G	12	12	6	12.00	12.00	5.90	48.00	90	0.12
HFS-US-305/610/150-10APD2G	12	24	6	12.00	24.01	5.90	97.00	180	0.12
HFS-US-457/610/150-10APD2G	18	24	6	17.99	24.01	5.90	145.00	265	0.12
HFS-US-610/610/150-10APD2G	24	24	6	24.01	24.01	5.90	194.00	360	0.12
HFS-US-610/1220/150-10APD2G	24	48	6	24.01	48.03	5.90	387.00	720	0.12
HFS-US-610/1830/150-10APD2G	24	72	6	24.01	72.04	5.90	581.00	1080	0.12
99.99% @ 0.3µm-99.95% @ MPPS									
HFS-US-305/305/150-13APD2G	12	12	6	12.00	12.00	5.90	48.00	90	0.30
HFS-US-305/610/150-13APD2G	12	24	6	12.00	24.01	5.90	97.00	180	0.30
HFS-US-457/610/150-13APD2G	18	24	6	17.99	24.01	5.90	145.00	265	0.30
HFS-US-610/610/150-13APD2G	24	24	6	24.01	24.01	5.90	194.00	360	0.30
HFS-US-610/1220/150-13APD2G	24	48	6	24.01	48.03	5.90	387.00	720	0.30
HFS-US-610/1830/150-13APD2G	24	72	6	24.01	72.04	5.90	581.00	1080	0.30

HFS SERIES ALUMINIUM PROFILE 5.90" DEEP FRAME

Part Number	Nominal Size			Actual Size			Media Area (sq.ft)	Air Flow (cfm)	Pressure Drop (inches w. g.)
	Height (inch)	Width (inch)	Depth (inch)	Height (inch)	Width (inch)	Depth (inch)			
99.999% @ 0.3µm-99.995% @ MPPS									
HFS-US-305/305/150-14APD2G	12	12	6	12.00	12.00	5.90	48.00	90	0.34
HFS-US-305/610/150-14APD2G	12	24	6	12.00	24.01	5.90	97.00	180	0.34
HFS-US-457/610/150-14APD2G	18	24	6	17.99	24.01	5.90	145.00	265	0.34
HFS-US-610/610/150-14APD2G	24	24	6	24.01	24.01	5.90	194.00	360	0.34
HFS-US-610/1220/150-14APD2G	24	48	6	24.01	48.03	5.90	387.00	720	0.34
HFS-US-610/1830/150-14APD2G	24	72	6	24.01	72.04	5.90	581.00	1080	0.34
99.9999% @ 0.3µm-99.9995% @ MPPS									
HFS-US-305/305/150-15APD2G	12	12	6	12.00	12.00	5.90	48.00	90	0.40
HFS-US-305/610/150-15APD2G	12	24	6	12.00	24.01	5.90	97.00	180	0.40
HFS-US-457/610/150-15APD2G	18	24	6	17.99	24.01	5.90	145.00	265	0.40
HFS-US-610/610/150-15APD2G	24	24	6	24.01	24.01	5.90	194.00	360	0.40
HFS-US-610/1220/150-15APD2G	24	48	6	24.01	48.03	5.90	387.00	720	0.40
HFS-US-610/1830/150-15APD2G	24	72	6	24.01	72.04	5.90	581.00	1080	0.40

HFS SERIES MDF 5.90" DEEP FRAME

Media	Microglass Fiber
Frame	MDF
Operating Temperature	176°F
Filter Efficiency	95% @ 0.3µm - 99.999% @ 0.3µm
Gasket	Flat Neoprene or Half Round Endless Polyurethane
Protection Grids	Painted Aluminium on Both Sides
Separators	Hotmelt

Applications

- Air conditioning systems (Hospitals, Laboratories, Museums)
- Industrial processes (Pharmaceutical, Food, Microelectronics)

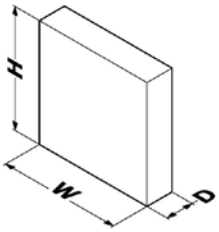

Part Number	Nominal Size			Actual Size			Media Area (sq.ft)	Air Flow (cfm)	Pressure Drop (inches w. g.)
	Height (inch)	Width (inch)	Depth (inch)	Height (inch)	Width (inch)	Depth (inch)			
95% @ 0.3µm-85% @ MPPS									
HFS-US-305/305/150-10PD	12	12	6	12.00	12.00	5.90	48.00	530	1.0
HFS-US-305/610/150-10PD	12	24	6	12.00	24.01	5.90	97.00	1060	1.0
HFS-US-457/610/150-10PD	18	24	6	17.99	24.01	5.90	145.00	1590	1.0
HFS-US-610/610/150-10PD	24	24	6	24.01	24.01	5.90	194.00	2120	1.0
HFS-US-610/1220/150-10PD	24	48	6	24.01	48.03	5.90	387.00	4240	1.0
HFS-US-610/1830/150-10PD	24	72	6	24.01	72.04	5.90	581.00	6355	1.0
99.99% @ 0.3µm-99.95% @ MPPS									
HFS-US-305/305/150-13PD	12	12	6	12.00	12.00	5.90	48.00	280	1.0
HFS-US-305/610/150-13PD	12	24	6	12.00	24.01	5.90	97.00	560	1.0
HFS-US-457/610/150-13PD	18	24	6	17.99	24.01	5.90	145.00	835	1.0
HFS-US-610/610/150-13PD	24	24	6	24.01	24.01	5.90	194.00	882	1.0
HFS-US-610/1220/150-13PD	24	48	6	24.01	48.03	5.90	387.00	1120	1.0
HFS-US-610/1830/150-13PD	24	72	6	24.01	72.04	5.90	581.00	3355	1.0

HFS SERIES MDF 5.90" DEEP FRAME

Part Number	Nominal Size			Actual Size			Media Area (sq.ft)	Air Flow (cfm)	Pressure Drop (inches w. g.)
	Height (inch)	Width (inch)	Depth (inch)	Height (inch)	Width (inch)	Depth (inch)			
99.999% @ 0.3µm-99.995% @ MPPS									
HFS-US-305/305/150-14PD	12	12	6	12.00	12.00	5.90	48.00	235	1.0
HFS-US-305/610/150-14PD	12	24	6	12.00	24.01	5.90	97.00	470	1.0
HFS-US-457/610/150-14PD	18	24	6	17.99	24.01	5.90	145.00	706	1.0
HFS-US-610/610/150-14PD	24	24	6	24.01	24.01	5.90	194.00	940	1.0
HFS-US-610/1220/150-14PD	24	48	6	24.01	48.03	5.90	387.00	1883	1.0
HFS-US-610/1830/150-14PD	24	72	6	24.01	72.04	5.90	581.00	2295	1.0

HFH SERIES MDF 11.5" DEEP FRAME

Media	Microglass Fiber
Frame	MDF
Operating Temperature	176°F
Filter Efficiency	95% @ 0.3µm - 99.999% @ 0.3µm
Gasket	Flat Neoprene or Half Round Endless Polyurethane
Protection Grids	Painted Aluminium on Both Sides
Separators	Hotmelt

Applications

- Air conditioning systems (Hospitals, Laboratories, Museums)
- Industrial processes (Pharmaceutical, Food, Microelectronics)

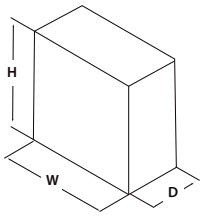

Part Number	Nominal Size			Actual Size			Media Area (sq.ft)	Air Flow (cfm)	Pressure Drop (inches w. g.)
	Height (inch)	Width (inch)	Depth (inch)	Height (inch)	Width (inch)	Depth (inch)			
95% @ 0.3µm-85% @ MPPS									
HFH-US-305/305/292-10PD	12	12	11.5	12.00	12.00	11.49	60.00	600	1.0
HFH-US-305/610/292-10PD	12	24	11.5	12.00	24.01	11.49	120.00	1200	1.0
HFH-US-457/610/292-10PD	18	24	11.5	17.99	24.01	11.49	180.00	1850	1.0
HFH-US-610/610/292-10PD	24	24	11.5	24.01	24.01	11.49	241.00	2400	1.0
99.99% @ 0.3µm-99.95% @ MPPS									
HFH-US-305/305/292-13PD	12	12	11.5	12.00	12.00	11.49	60.00	350	1.0
HFH-US-305/610/292-13PD	12	24	11.5	12.00	24.01	11.49	120.00	700	1.0
HFH-US-457/610/292-13PD	18	24	11.5	17.99	24.01	11.49	180.00	1000	1.0
HFH-US-610/610/292-13PD	24	24	11.5	24.01	24.01	11.49	241.00	1400	1.0
99.999% @ 0.3µm-99.995% @ MPPS									
HFH-US-305/305/292-14PD	12	12	11.5	12.00	12.00	11.49	60.00	320	1.0
HFH-US-305/610/292-14PD	12	24	11.5	12.00	24.01	11.49	120.00	640	1.0
HFH-US-457/610/292-14PD	18	24	11.5	17.99	24.01	11.49	180.00	950	1.0
HFH-US-610/610/292-14PD	24	24	11.5	24.01	24.01	11.49	241.00	1280	1.0

HFH SERIES SHEET METAL 11.5" DEEP FRAME

Media	Microglass Fiber
Frame	Galvanized Steel, Aluminium, Stainless Steel
Operating Temperature	176°F
Filter Efficiency	95% @ 0.3µm - 99.999% @ 0.3µm
Gasket	Flat Neoprene or Half Round Endless Polyurethane
Protection Grids	Powder Coated Metal on Both Sides
Separators	Hotmelt

Applications

- Air conditioning systems (Hospitals, Laboratories, Museums)
- Industrial processes (Pharmaceutical, Food, Microelectronics)

CLASSIFIED UL **AIR FILTER UNIT AS TO FLAMMABILITY ONLY R39025**

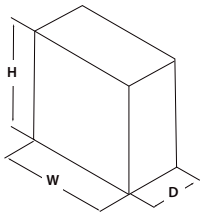

Part Number	Nominal Size			Actual Size			Media Area (sq.ft)	Air Flow (cfm)	Pressure Drop (inches w. g.)
	Height (inch)	Width (inch)	Depth (inch)	Height (inch)	Width (inch)	Depth (inch)			
95% @ 0.3µm-85% @ MPPS									
HFH-US-305/305/292-10GD	12	12	11.5	12.00	12.00	11.49	60.00	600	1.0
HFH-US-305/610/292-10GD	12	24	11.5	12.00	24.01	11.49	120.00	1200	1.0
HFH-US-457/610/292-10GD	18	24	11.5	17.99	24.01	11.49	180.00	1850	1.0
HFH-US-610/610/292-10GD	24	24	11.5	24.01	24.01	11.49	241.00	2400	1.0
99.99% @ 0.3µm-99.95% @ MPPS									
HFH-US-305/305/292-13GD	12	12	11.5	12.00	12.00	11.49	60.00	350	1.0
HFH-US-305/610/292-13GD	12	24	11.5	12.00	24.01	11.49	120.00	700	1.0
HFH-US-457/610/292-13GD	18	24	11.5	17.99	24.01	11.49	180.00	1000	1.0
HFH-US-610/610/292-13GD	24	24	11.5	24.01	24.01	11.49	241.00	1400	1.0
99.999% @ 0.3µm-99.995% @ MPPS									
HFH-US-305/305/292-14GD	12	12	11.5	12.00	12.00	11.49	60.00	320	1.0
HFH-US-305/610/292-14GD	12	24	11.5	12.00	24.01	11.49	120.00	640	1.0
HFH-US-457/610/292-14GD	18	24	11.5	17.99	24.01	11.49	180.00	950	1.0
HFH-US-610/610/292-14GD	24	24	11.5	24.01	24.01	11.49	241.00	1280	1.0

HFX SERIES MDF 11.5" DEEP FRAME

Media	Microglass Fiber
Frame	MDF
Operating Temperature	176°F
Filter Efficiency	95% @ 0.3µm - 99.999% @ 0.3µm
Gasket	Flat Neoprene or Half Round Endless Polyurethane
Protection Grids	Optional
Separators	Hotmelt

Applications

- Air conditioning systems (Hospitals, Laboratories, Museums)
- Industrial processes (Pharmaceutical, Food, Microelectronics)

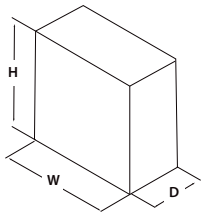

Part Number	Nominal Size			Actual Size			Media Area (sq.ft)	Air Flow (cfm)	Pressure Drop (inches w. g.)
	Height (inch)	Width (inch)	Depth (inch)	Height (inch)	Width (inch)	Depth (inch)			
95% @ 0.3µm-85% @ MPPS									
HFX-US-305/305/292-10PD	12	12	11.5	12.00	12.00	11.49	66.00	500	0.68
HFX-US-305/610/292-10PD	12	24	11.5	12.00	24.01	11.49	134.00	1000	0.68
HFX-US-457/610/292-10PD	18	24	11.5	17.99	24.01	11.49	200.00	1500	0.68
HFX-US-610/610/292-10PD	24	24	11.5	24.01	24.01	11.49	269.00	2000	0.68
99.99% @ 0.3µm-99.95% @ MPPS									
HFX-US-305/305/292-13PD	12	12	11.5	12.00	12.00	11.49	66.00	500	1.26
HFX-US-305/610/292-13PD	12	24	11.5	12.00	24.01	11.49	134.00	1000	1.26
HFX-US-457/610/292-13PD	18	24	11.5	17.99	24.01	11.49	200.00	1500	1.26
HFX-US-610/610/292-13PD	24	24	11.5	24.01	24.01	11.49	269.00	2000	1.26
99.999% @ 0.3µm-99.995% @ MPPS									
HFX-US-305/305/292-14PD	12	12	11.5	12.00	12.00	11.49	66.00	500	1.50
HFX-US-305/610/292-14PD	12	24	11.5	12.00	24.01	11.49	134.00	1000	1.50
HFX-US-457/610/292-14PD	18	24	11.5	17.99	24.01	11.49	200.00	1500	1.50
HFX-US-610/610/292-14PD	24	24	11.5	24.01	24.01	11.49	269.00	2000	1.50

HFX SERIES SHEET METAL 11.5" DEEP FRAME

Media	Microglass Fiber
Frame	Galvanized Steel, Aluminium, Stainless Steel
Operating Temperature	176°F
Filter Efficiency	95% @ 0.3µm - 99.999% @ 0.3µm
Gasket	Flat Neoprene or Half Round Endless Polyurethane
Protection Grids	Powder Coated Metal on Both Sides
Separators	Hotmelt

Applications

- Air conditioning systems (Hospitals, Laboratories, Museums)
- Industrial processes (Pharmaceutical, Food, Microelectronics)

AIR FILTER UNIT
AS TO FLAMMABILITY ONLY
R39025

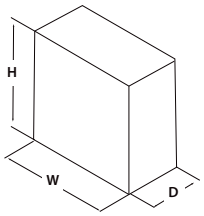

Part Number	Nominal Size			Actual Size			Media Area (sq.ft)	Air Flow (cfm)	Pressure Drop (inches w. g.)
	Height (inch)	Width (inch)	Depth (inch)	Height (inch)	Width (inch)	Depth (inch)			
95% @ 0.3µm-85% @ MPPS									
HFX-US-305/305/292-10GD	12	12	11.5	12.00	12.00	11.49	66.00	500	0.68
HFX-US-305/610/292-10GD	12	24	11.5	12.00	24.01	11.49	134.00	1000	0.68
HFX-US-457/610/292-10GD	18	24	11.5	17.99	24.01	11.49	200.00	1500	0.68
HFX-US-610/610/292-10GD	24	24	11.5	24.01	24.01	11.49	269.00	2000	0.68
99.99% @ 0.3µm-99.95% @ MPPS									
HFX-US-305/305/292-13GD	12	12	11.5	12.00	12.00	11.49	66.00	500	1.26
HFX-US-305/610/292-13GD	12	24	11.5	12.00	24.01	11.49	134.00	1000	1.26
HFX-US-457/610/292-13GD	18	24	11.5	17.99	24.01	11.49	200.00	1500	1.26
HFX-US-610/610/292-13GD	24	24	11.5	24.01	24.01	11.49	269.00	2000	1.26
99.999% @ 0.3µm-99.995% @ MPPS									
HFX-US-305/305/292-14GD	12	12	11.5	12.00	12.00	11.49	66.00	500	1.50
HFX-US-305/610/292-14GD	12	24	11.5	12.00	24.01	11.49	134.00	1000	1.50
HFX-US-457/610/292-14GD	18	24	11.5	17.99	24.01	11.49	200.00	1500	1.50
HFX-US-610/610/292-14GD	24	24	11.5	24.01	24.01	11.49	269.00	2000	1.50

MV HEPA SERIES PLASTIC 11.5" DEEP FRAME

Media	Microglass Fiber
Frame	Plastic (PS)
Operating Temperature	176°F
Filter Efficiency	95% @ 0.3µm - 99.99% @ 0.3µm
Gasket	Flat Neoprene or Half Round Endless Polyurethane
Protection Grids	Optional
Separators	Hotmelt

Applications

- Air conditioning systems (Hospitals, Laboratories, Museums)
- Industrial processes (Pharmaceutical, Food, Microelectronics)

Advantages

- Incinerable
- Rigid frame

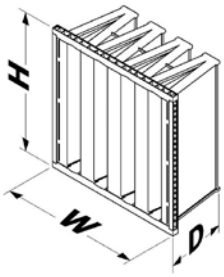

AIR FILTER UNIT AS TO FLAMMABILITY ONLY R39025

Part Number	Nominal Size			Actual Size			Media Area (sq.ft)	Air Flow (cfm)	Pressure Drop (inches w. g.)
	Width (inch)	Height (inch)	Depth (inch)	Width (inch)	Height (inch)	Depth (inch)			
99.99% @ 0.3µm-99.95% @ MPPS									
MV-US-H13-01	12	24	12	11.50	23.30	11.50	100.00	1000	1.54
MV-US-H13-02	20	24	12	19.37	23.30	11.50	160.00	1650	1.54
MV-US-H13-03	24	24	12	23.30	23.30	11.50	200.00	2000	1.54

MVH SERIES PLASTIC MAX. FLOW 11.5" DEEP FRAME

Media	Microglass Fiber
Frame	ABS
Operating Temperature	176°F
Filter Efficiency	95% @ 0.3µm - 99.999% @ 0.3µm
Gasket	Flat Neoprene or Half Round Endless Polyurethane
Protection Grids	Optional
Separators	Hotmelt

Applications

- Air conditioning systems (Hospitals, Laboratories, Museums)
- Industrial processes (Pharmaceutical, Food, Microelectronics)
- High Flow Applications

Advantages

- Incinerable
- Light frame

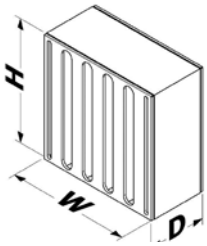

Part Number	Nominal Size			Actual Size			Media Area (sq.ft)	Air Flow (cfm)	Pressure Drop (inches w. g.)
	Height (inch)	Width (inch)	Depth (inch)	Height (inch)	Width (inch)	Depth (inch)			
95% @ 0.3µm-85% @ MPPS									
MVH-US-305/610/292-10PKD-20M²	12	24	11.5	12.00	24.01	11.49	215.00	1600	1.0
MVH-US-610/610/292-10PKD-40M²	24	24	11.5	24.01	24.01	11.49	430.00	3200	1.0
MVH-US-592/592/292-10PKD-40M²	24	24	11.5	23.30	23.30	11.49	430.00	3200	1.2
99.99% @ 0.3µm-99.95% @ MPPS									
MVH-US-305/610/292-13PKD-20M²	12	24	11.5	12.00	24.01	11.49	215.00	1200	1.0
MVH-US-610/610/292-13PKD-40M²	24	24	11.5	24.01	24.01	11.49	430.00	2400	1.0
MVH-US-592/592/292-13PKD-40M²	24	24	11.5	23.30	23.30	11.49	430.00	2400	1.2
99.999% @ 0.3µm-99.995% @ MPPS									
MVH-US-305/610/292-14PKD-20M²	12	24	11.5	12.00	24.01	11.49	215.00	900	1.0
MVH-US-610/610/292-14PKD-40M²	24	24	11.5	24.01	24.01	11.49	430.00	1800	1.0
MVH-US-592/592/292-14PKD-40M²	24	24	11.5	23.30	23.30	11.49	430.00	1800	1.2

MVH SERIES METAL MAX. FLOW 11.5" DEEP FRAME

Media	Microglass Fiber
Frame	Galvanized Steel, Aluminium, Stainless Steel
Operating Temperature	176°F
Filter Efficiency	95% @ 0.3µm - 99.999% @ 0.3µm
Gasket	Flat Neoprene or Half Round Endless Polyurethane
Protection Grids	Optional
Separators	Hotmelt

Applications

- Air conditioning systems (Hospitals, Laboratories, Museums)
- Industrial processes (Pharmaceutical, Food, Microelectronics)
- High flow applications

Advantages

- Strong frame

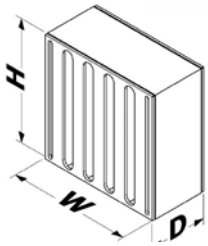

AIR FILTER UNIT AS TO FLAMMABILITY ONLY R39025

Part Number	Nominal Size			Actual Size			Media Area (sq.ft)	Air Flow (cfm)	Pressure Drop (inches w. g.)
	Height (inch)	Width (inch)	Depth (inch)	Height (inch)	Width (inch)	Depth (inch)			
95% @ 0.3µm-85% @ MPPS									
MVH-US-305/305/292-10GD-10M2	12	12	11.5	12.00	12.00	11.49	108.00	800	1.0
MVH-US-305/610/292-10GD-20M2	12	24	11.5	12.00	24.01	11.49	215.00	1600	1.0
MVH-US-457/610/292-10GD-30M2	18	24	11.5	17.99	24.01	11.49	320.00	2400	1.0
MVH-US-610/610/292-10GD-40M2	24	24	11.5	24.01	24.01	11.49	430.00	3200	1.0
99.99% @ 0.3µm-99.95% @ MPPS									
MVH-US-305/305/292-13GD-10M2	12	12	11.5	12.00	12.00	11.49	108.00	600	1.0
MVH-US-305/610/292-13GD-20M2	12	24	11.5	12.00	24.01	11.49	215.00	1200	1.0
MVH-US-457/610/292-13GD-30M2	18	24	11.5	17.99	24.01	11.49	320.00	1750	1.0
MVH-US-610/610/292-13GD-40M2	24	24	11.5	24.01	24.01	11.49	430.00	2400	1.0
99.999% @ 0.3µm-99.995% @ MPPS									
MVH-US-305/305/292-14GD-10M2	12	12	11.5	12.00	12.00	11.49	108.00	450	1.0
MVH-US-305/610/292-14GD-20M2	12	24	11.5	12.00	24.01	11.49	215.00	900	1.0
MVH-US-457/610/292-14GD-30M2	18	24	11.5	17.99	24.01	11.49	320.00	1400	1.0
MVH-US-610/610/292-14GD-40M2	24	24	11.5	24.01	24.01	11.49	430.00	1800	1.0

MVH SERIES GEL SEAL 11.5" DEEP FRAME

Media	Microglass Fiber
Frame	Galvanized Steel, Aluminium, Stainless Steel
Operating Temperature	176°F
Filter Efficiency	95% @ 0.3µm - 99.999% @ 0.3µm
Gasket	Gel
Protection Grids	Optional
Separators	Hotmelt

Applications

- Air conditioning systems (Hospitals, Laboratories, Museums)
- Industrial processes (Pharmaceutical, Food, Microelectronics)

Advantages

- Strong frame
- High flow applications

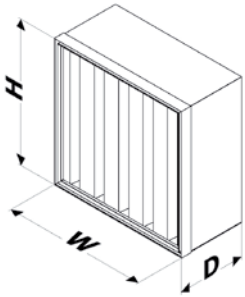

Part Number	Nominal Size			Actual Size			Media Area (sq.ft)	Air Flow (cfm)	Pressure Drop (inches w. g.)
	Height (inch)	Width (inch)	Depth (inch)	Height (inch)	Width (inch)	Depth (inch)			
95% @ 0.3µm-85% @ MPPS									
MVH-US-305/305/292-10GJ	12	12	11.5	12.00	12.00	11.49	86.00	500	0.60
MVH-US-305/610/292-10GJ	12	24	11.5	12.00	24.01	11.49	172.00	1000	0.60
MVH-US-457/610/292-10GJ	18	24	11.5	17.99	24.01	11.49	258.00	1500	0.60
MVH-US-610/610/292-10GJ	24	24	11.5	24.01	24.01	11.49	344.00	2000	0.60
99.99% @ 0.3µm-99.95% @ MPPS									
MVH-US-305/305/292-13GJ	12	12	11.5	12.00	12.00	11.49	86.00	500	1.0
MVH-US-305/610/292-13GJ	12	24	11.5	12.00	24.01	11.49	172.00	1000	1.0
MVH-US-457/610/292-13GJ	18	24	11.5	17.99	24.01	11.49	258.00	1500	1.0
MVH-US-610/610/292-13GJ	24	24	11.5	24.01	24.01	11.49	344.00	2000	1.0
99.999% @ 0.3µm-99.995% @ MPPS									
MVH-US-305/305/292-14GJ	12	12	11.5	12.00	12.00	11.49	86.00	500	1.24
MVH-US-305/610/292-14GJ	12	24	11.5	12.00	24.01	11.49	172.00	1000	1.24
MVH-US-457/610/292-14GJ	18	24	11.5	17.99	24.01	11.49	258.00	1500	1.24
MVH-US-610/610/292-14GJ	24	24	11.5	24.01	24.01	11.49	344.00	2000	1.24

MHH SERIES MICRO HOOD FILTER 5" DEEP FRAME

Media	Microglass Fiber
Frame	Extruded Anodized Aluminium
Operating Temperature	176°F
Filter Efficiency	99.95% @ MPPS - 99.9995% @ MPPS
Collar Dimensions	5.9", 7.87", 9.84", 11.81", 15.74"
Collar Height	2.56"
Protection Grids	Powder Coated Metal on Both Sides
Separators	Hotmelt



Applications

- Cleanroom applications
- Laminar flow cabins

Advantages

- Adjustable air flow option

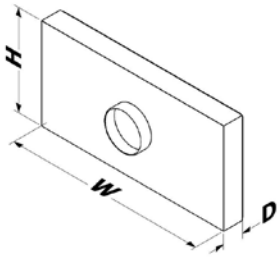

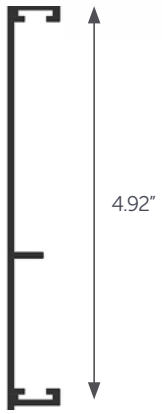

4.92" Aluminium Profile View

Part Number	Nominal Size			Actual Size			Media Area (sq.ft)	Air Flow (cfm)	Pressure Drop (inches w. g.)
	Height (inch)	Width (inch)	Depth (inch)	Height (inch)	Width (inch)	Depth (inch)			
99.99% @ 0.3µm-99.95% @ MPPS									
MHH-US-610/610/125-B300-13APD1G-NEB	24	24	5	24.00	24.00	4.92	112.00	350	0.50
MHH-US-610/915/125-B300-13APD1G-NEB	24	36	5	24.00	36.00	4.92	168.00	530	0.50
MHH-US-610/1220/125-B300-13APD1G-NEB	24	48	5	24.00	48.00	4.92	224.00	700	0.50
99.999% @ 0.3µm-99.995% @ MPPS									
MHH-US-610/610/125-B300-14APD1G-NEB	24	24	5	24.00	24.00	4.92	112.00	350	0.54
MHH-US-610/915/125-B300-14APD1G-NEB	24	36	5	24.00	36.00	4.92	168.00	530	0.54
MHH-US-610/1220/125-B300-14APD1G-NEB	24	48	5	24.00	48.00	4.92	224.00	700	0.54
99.9999% @ 0.3µm-99.9995% @ MPPS									
MHH-US-610/610/125-B300-15APD1G-NEB	24	24	5	24.00	24.00	4.92	112.00	350	0.62
MHH-US-610/915/125-B300-15APD1G-NEB	24	36	5	24.00	36.00	4.92	168.00	530	0.62
MHH-US-610/1220/125-B300-15APD1G-NEB	24	48	5	24.00	48.00	4.92	224.00	700	0.62

MHH SERIES MICRO HOOD FILTER 6" DEEP FRAME

Media	Microglass Fiber
Frame	Extruded Anodized Aluminium
Operating Temperature	176°F
Filter Efficiency	99.95% @ MPPS - 99.9995% @ MPPS
Collar Dimensions	5.9", 7.87", 9.84", 11.81", 15.74"
Collar Height	2.56"
Protection Grids	Powder Coated Metal on Both Sides
Separators	Hotmelt



Applications

- Cleanroom applications
- Laminar flow cabins

Advantages

- Adjustable air flow option

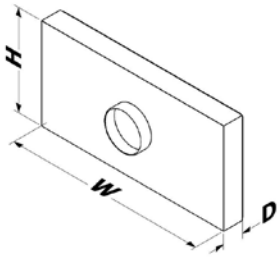

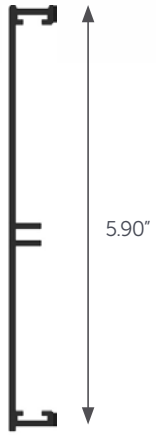

5.90" Aluminium Profile View

Part Number	Nominal Size			Actual Size			Media Area (sq.ft)	Air Flow (cfm)	Pressure Drop (inches w. g.)
	Height (inch)	Width (inch)	Depth (inch)	Height (inch)	Width (inch)	Depth (inch)			
▸ 99.99% @ 0.3µm-99.95% @ MPPS									
MHH-US-610/610/150-B300-13APD1G-NEB	24	24	6	24.00	24.00	5.90	112.00	350	0.50
MHH-US-610/915/150-B300-13APD1G-NEB	24	36	6	24.00	36.00	5.90	168.00	530	0.50
MHH-US-610/1220/150-B300-13APD1G-NEB	24	48	6	24.00	48.00	5.90	224.00	700	0.50
▸ 99.999% @ 0.3µm-99.995% @ MPPS									
MHH-US-610/610/150-B300-14APD1G-NEB	24	24	6	24.00	24.00	5.90	112.00	350	0.54
MHH-US-610/915/150-B300-14APD1G-NEB	24	36	6	24.00	36.00	5.90	168.00	530	0.54
MHH-US-610/1220/150-B300-14APD1G-NEB	24	48	6	24.00	48.00	5.90	224.00	700	0.54
▸ 99.9999% @ 0.3µm-99.9995% @ MPPS									
MHH-US-610/610/150-B300-15APD1G-NEB	24	24	6	24.00	24.00	5.90	112.00	350	0.62
MHH-US-610/915/150-B300-15APD1G-NEB	24	36	6	24.00	36.00	5.90	168.00	530	0.62
MHH-US-610/1220/150-B300-15APD1G-NEB	24	48	6	24.00	48.00	5.90	224.00	700	0.62

07

PRODUCT CODE DESCRIPTIONS

MPM SERIES	114
MPP SERIES	114
MGP SERIES	114
MSKPN SERIES	115
MSKP SERIES	115
MSKP MESH SERIES	115
MPS-MPG SERIES	117
MPR SERIES	117
MPF SERIES	118
MPHT SERIES	118
MC SERIES	119
MV4HT SERIES	119
MAS-MASHT SERIES	120
V FILTER SERIES	121
HEPA SERIES	122
HEPA HOOD SERIES	123
MVH SERIES	124



PRODUCT CODE DESCRIPTIONS

MPM SERIES

MPP SERIES

MGP SERIES

MSKPN SERIES

MSKP SERIES

MSKP MESH SERIES



MPS-MPG SERIES

Type	Efficiency	Number of Pockets	Depth (mm)	Frame Dims.	Frame	Gasket	Header
MPS-US	**6**	**8**	**600**	**592/592**	**G**	**N**	**H22**
MPS-US	3	3	*	*	G	N	H22
MPG-US	4	4			PK	BD	H23
	5	5				BU	
	6	6				BS	
	7	7				LSG	
	8	8					
	9	9					
		10					
		11					
		12					

Note 1: All dimensions are in mm
Note 2: Pocket depths are available 150≤Depth≤915 mm
***** Customized

Type	Description
MPS-US	Synthetic filter
MPG-US	Glassfiber filter

Gasket	Location	Description
N	No gasket	-
BD	Down stream	EPDM flat gasket
BU	Up stream	EPDM flat gasket
BS	Both side	EPDM flat gasket
LSG	Left side gasket	EPDM flat gasket

MPR SERIES

Type	Efficiency	Number of Pockets	Depth (mm)	Frame Dims.	Frame	Gasket	Header
MPR-US	**6**	**8**	**600**	**592/592**	**PK**	**N**	**H23**
	4	3	*	287/592		N	
	5	4		592/592		BD	
	6	6				BU	
		8					
						BS	
						LSG	

Type	Efficiency	Number of Pockets	Depth (mm)	Frame Dims.	Frame	Gasket	Header
MPR-US	**6**	**8**	**600**	**592/592**	**G**	**N**	**H22**
	4	3	*	*		N	
	5	4				BD	
	6	6				BU	
		8					
						BS	
						LSG	

Gasket	Location	Description
N	No gasket	-
BD	Down stream	EPDM flat gasket
BU	Up stream	EPDM flat gasket
BS	Both side	EPDM flat gasket
LSG	Left side gasket	EPDM flat gasket

Note 1: All dimensions are in mm
Note 2: Pocket depths are available 150≤Depth≤620 mm
***** Customized

MPF SERIES

Type	Width (mm)	Height (mm)	Depth (mm)	Efficiency	Frame	Gasket	Grid	Media Area	Handle
MPF-US	**592**	**592**	**48**	**6**	**PK**	**D**	**1G**	**S**	**NT**
	*	*	**	5	PK	N	NG	S	NT
			***	6	G	D	1G	*	T
				7	A	U	2G		2T
				8	S	S			
				9	P	BD			
					K	BU			
					AP	BS			

Note: All dimensions are in mm
***** Customized
****** Plastic frame is available for 48, 96 and 150 mm depths
******* Depth≥23 mm

Frame	Description
PK	Plastic
G	Galvanized
A	Aluminium
S	Stainless steel
P	MDF
K	Cardboard
AP	Aluminium profile

Media Area	Description
S	Standard
*	Customized

Gasket	Location	Type
N	No gasket	-
D	Down stream	Half Round Endless PU gasket
U	Up stream	Half Round Endless PU gasket
S	Both side	Half Round Endless PU gasket
BD	Down stream	EPDM flat gasket
BU	Up stream	EPDM flat gasket
BS	Both side	EPDM flat gasket

Grid	Location
NG	No grid
1G	Down stream
2G	Both side

Handle	Description
NT	No handle
T	Handle on one side
2T	Handle on both side

MPHT SERIES

Type	Width (mm)	Height (mm)	Depth (mm)	Efficiency	Frame	Gasket	Grid	Hanle
MPHT-US	**610**	**610**	**78**	**6**	**AP**	**HD**	**2G**	**NT**
	*	*	30	6	AP	N		T
			38	7	G	HD		NT
			40	8	S	HU		
			47	9	A	HS		
			55	10				
			78					
			*					

Frame	Description
AP	Aluminium profile
G	Galvanized
S	Stainless steel
A	Aluminium sheet

Handle	Description
NT	No handle
T	Handle

Note: All dimensions are in mm
***** Customized: Available for G and S frame types

Gasket	Location	Description
N	No gasket	-
HD	Down stream	HT gasket
HU	Up stream	HT gasket
HS	Both side	HT gasket

MC SERIES

Type	Width (mm)	Height (mm)	Depth (mm)	Efficiency	Frame	Gasket	Grid	Media Area	Header	Handle
MCH-US	**592**	**592**	**130**	**6**	**PK**	**D**	**2G**	**S**	**H25**	**NT**
MCH-US	*	*	**	6	PK	N	NG	S	H25	NT
MCL-US				7	G	D	1G	*	H20	T
				8		U	2G			2T
				9	A	S				
						BD				
						BU				
						BS				

Note: All dimensions are in mm
***** Customized
****** 130 mm for Plastic Frame

Type	Description
MCH-US	Pleat height: 110 mm
MCL-US	Pleat height: 60 mm

Frame	Description
PK	Plastic
G	Galvanized
A	Aluminium sheet

Media Area	Description
S	Standard
*	Customized

Gasket	Location	Description
N	No gasket	-
D	Down stream	Half Round Endless PU gasket
U	Up stream	Half Round Endless PU gasket
S	Both side	Half Round Endless PU gasket
BD	Down stream	EPDM flat gasket
BU	Up stream	EPDM flat gasket
BS	Both side	EPDM flat gasket

Grid	Location
NG	No grid
1G	Down stream
2G	Both side

Handle	Description
NT	No handle
T	Handle on one side
2T	Handle on both side

MV4HT SERIES

Type	Width (mm)	Height (mm)	Depth (mm)	Efficiency	Frame	Gasket	Grid	Media Area	Header
MV4HT-US	**610**	**610**	**292**	**6**	**G**	**HD**	**2G**	**S**	**1H22**
	305	610	292	6	G	N			NH
	610	610	400	7	S	HD			1H22
	287	592		8		HU			
	592	592		9		HS			

Frame	Description
G	Galvanized
S	Stainless steel

Media Area	Description
S	Standard

Note: All dimensions are in mm

Gasket	Location	Description
N	No gasket	-
HD	Down stream	HT gasket
HU	Up stream	HT gasket
HS	Both	HT gasket

MAS-MASHT SERIES

PRODUCT CODE DESCRIPTIONS

Type	Width (mm)	Height (mm)	Depth (mm)	Efficiency	Frame	Gasket	Grid	Media Area	Header	Handle
MAS-US	**610**	**610**	**292**	**6**	**G**	**D**	**2G**	**S**	**1H25**	**NT**
MAS-US	*	*	*	6	G	N	NG	S	1H20	NT
MASHT-US				7	A	D	1G	*	2H20	T
				8	S	U	2G		1H25	2T
				9		S			2H25	
						BD				
						BU				
						BS				
						HD				
						HU				
						HS				

Note: All dimensions are in mm

Type	Description
MAS-US	Al. separator
MASHT-US	HT Al. separator

Frame	Description
G	Galvanized
A	Aluminium
S	Stainless steel

Media Area	Description
S	Standard
*	Customized

Header	Description
1H20	Down/Up stream 20 mm
2H20	Both side 20 mm
1H25	Down/Up stream 25 mm
2H25	Both side 25 mm

Gasket	Location	Type
N	No gasket	-
D	Down stream	Half Round Endless PU gasket (MAS)
U	Up stream	Half Round Endless PU gasket (MAS)
S	Both side	Half Round Endless PU gasket (MAS)
BD	Down stream	EPDM flat gasket (MAS)
BU	Up stream	EPDM flat gasket (MAS)
BS	Both side	EPDM flat gasket (MAS)
HD	Down stream	High temperature gasket (MASHT)
HU	Up stream	High temperature gasket (MASHT)
HS	Both side	High temperature gasket (MASHT)

Grid	Location
NG	No grid
1G	Down stream
2G	Both side

Handle	Description
NT	No handle
T	Handle on one side
2T	Handle on both side

Depth	Description
*	Customized 150 - 292 mm

V FILTER SERIES

Type of V Cell	Efficiency	Frame Code	Frame	Media Area	Gasket	Grid	Fully Potted	Header	Frame Color
MV-US	**F7**	**03**	**A**	**S**	**D**	**PG**	**Y**	**H25**	**03**
MV-US	M5	01	A	S	N	NPG	NY	H20	
MVEE-US	M6	02	P	*	D	PG	Y	H25	
MW-US	F7	03			U	2PG			
MVX-US	F8	04			S	RPG			
	F9				BD				
	E10	07			BU				
	E11				BS				
	E12								
	H13								
	H14								

Frame Code	Dims. (mm)
01	287x592
02	492x592
03	592x592
04	402x592
07	492x492

Media Area	Description
S	Standard
*	Customized

Fully Potted	Description
NY	No fully potted
Y	Fully potted

Frame	Description
A	Plastic
P	HT plastic (max. 120 °C)

Frame Color	Description
03	Grey

Note: All dimensions are in mm

Gasket	Location	Type
N	No gasket	-
D	Down stream	Half Round Endless PU gasket
U	Up stream	Half Round Endless PU gasket
S	Both side	Half Round Endless PU gasket
BD	Down stream	EPDM gasket
BU	Up stream	EPDM gasket
BS	Both side	EPDM gasket

Grid	Location	Description
NPG	No grid	-
PG	Down stream	8 pcs on the cartridge
2PG	Up stream	2 pcs on the outside cartridge
RPG	Down stream	8 pcs on the cartridge

Header	Description
H20	20 mm
H25	25 mm

Type	Width (mm)	Height (mm)	Depth (mm)	Efficiency	Frame	Gasket	Grid	Media Area	Handle
HFN-US	**610**	**610**	**78**	**14**	**AP**	**D**	**2G**	**S**	**NT**
HFM-US	*	*	**	10	AP	N	NG	S	T
HFR-US				11	G	D	1G	*	NT
HFN-US				12	S	U	2G		
HFP-US				13	P	S			
HFS-US				14	A	BD			
HFH-US				15		BU			
HFX-US						BS			
HFU-US						J			

Note: All dimensions are in mm
***** Customized
****** 47, 55, 66, 70, 78, 90, 110 and 150 mm for Aluminium Profile

Type	Pleat Depth (mm)
HFM-US	25
HFR-US	35
HFN-US	50
HFP-US***	75
HFS-US****	100
HFH-US	135
HFX-US	150
HFU-US	Customized

Frame	Description
AP	Aluminium profile
G	Galvanized
S	Stainless steel
P	MDF
A	Aluminium sheet

******* 90 mm Aluminium Profile has 65 mm pleat depth.
******** 110 mm Aluminium Profile has 90 mm pleat depth.

Gasket	Location	Description
N	No gasket	-
D	Down stream	Half Round Endless PU gasket
U	Up stream	Half Round Endless PU gasket
S	Both side	Half Round Endless PU gasket
BD	Down stream	Neoprene or EPDM flat gasket
BU	Up stream	Neoprene or EPDM flat gasket
BS	Both side	Neoprene or EPDM flat gasket
J	In channel	Gel gasket available on aluminium profiles 66, 73, 80, 88 and 104 mm
YJ	Side channel	Side gel gasket available on aluminium profiles 66, 73 and 88 mm

Media Area	Description
S	Standard
*	Customized

Handle	Description
NT	No handle
T	Handle

Grid	Location
NG	No grid
1G	Down stream
2G	Both side

HEPA HOOD SERIES

PRODUCT CODE DESCRIPTIONS

Type	Width (mm)	Height (mm)	Depth (mm)	Efficiency	Frame	Gasket	Grid	Media Area	Collar Qty	Collar Dia.	Damper	Mid Divider	Handle
MHH-US	**610**	**610**	**150**	**14**	**AP**	**D**	**1G**	**S**	**B**	**250**	**Damper**	**B**	**NT**
	*	*	125	13	AP		NG	S	B	150	N	N	NT
			150	14	A		1G	*	2B	200	Damper		2T
			*	15	G				3B	250	BFD		
					S					300			
										400			

Media Area	Description
S	Standard
*	Customized

Grid	Location
NG	No grid
1G	Down stream

Damper	Description
N	No damper
D	Damper
BFD	Butterfly damper

Handle	Description
NT	No handle
2T	Handle top side

Mid Divider	Description
B	Mid divider
N	No divider

Note 1: All dimensions are in mm
Note 2: Width≥295 Height≥295

Frame	Description
AP	Aluminium Profile available for 125 and 150 mm
A	Aluminium sheet
G	Galvanized
S	Stainless steel

Collar Qty	Description
B	1 Pc
2B	2 Pcs
3B	3 Pcs

Gasket	Description
D	Down stream

MVH SERIES

Type	Width (mm)	Height (mm)	Depth (mm)	Cell	Efficiency	Frame	Gasket	Grid	Media Area	Handle	Color
MVH-US	**610**	**610**	**292**	**5/6**	**14**	**G**	**D**	**NG**	**S**	**NT**	**00**
MVH-US	*	*	*	3/4	6	G	N	NG	S	NT	00
MV-US				4/5	7	S	D	1G	*	T	02
				5/6	8	PK	U	2G		2T	
					9		S				
				6/7	10		BD				
					11		BU				
					12		BS				
					13						
					14						

***** Plastic frame is available for 305x610x292 and 610x610x292 mm

Frame	Description
G	Galvanized
MG	HT max. 120 °C
S	Stainless steel
PK	Plastic

Media Area	Description
S	Standard
*	Customized

Color	Description
00	Galvanized or SS frame
02	Black

Gasket	Location	Type
N	No gasket	-
D	Down stream	Half Round Endless PU gasket
U	Up stream	Half Round Endless PU gasket
S	Both side	Half Round Endless PU gasket
BD	Down stream	EPDM flat gasket
BU	Up stream	EPDM flat gasket
BS	Both side	EPDM flat gasket

Grid	Location
NG	No grid
1G	Down stream
2G	Both side

Handle	Description
NT	No handle
T	Handle on side
2T	Handle on both side



mikropor

Mikropor America Inc
4921 Ohio Street, Michigan City, IN 46360
219 878 1550 support@mikroporamerica.com
mikropor
mikroporamerica.com

201026

All rights reserved. © 2019, Mikropor. No part of this publication may be published, changed or reproduced in any form without permission.